

DONALDSON AND ABEL COAL MINES

**Half-yearly Noise Monitoring
Half-year Ending December 2020**

Prepared for:

Donaldson Coal Pty Ltd
PO Box 675
Green Hills 2320

SLR Ref: 630.01053-R01
Version No: -v1.0
February 2021

SLR 

PREPARED BY

SLR Consulting Australia Pty Ltd
ABN 29 001 584 612
10 Kings Road
New Lambton NSW 2305 Australia
(PO Box 447 New Lambton NSW 2305)
T: +61 2 4037 3200
E: newcastleau@slrconsulting.com www.slrconsulting.com

BASIS OF REPORT

This report has been prepared by SLR Consulting Australia Pty Ltd (SLR) with all reasonable skill, care and diligence, and taking account of the timescale and resources allocated to it by agreement with Donaldson Coal Pty Ltd (the Client). Information reported herein is based on the interpretation of data collected, which has been accepted in good faith as being accurate and valid.

This report is for the exclusive use of the Client. No warranties or guarantees are expressed or should be inferred by any third parties. This report may not be relied upon by other parties without written consent from SLR.

SLR disclaims any responsibility to the Client and others in respect of any matters outside the agreed scope of the work.

DOCUMENT CONTROL

Reference	Date	Prepared	Checked	Authorised
630.01053-R01-v1.0	19 February 2021	Martin Davenport	Jordan Murray	Martin Davenport

CONTENTS

1	INTRODUCTION	5
1.1	Background	5
1.2	Objectives of this Report	5
1.3	Acoustic Terminology	5
2	DEVELOPMENT CONSENT PROJECT APPROVAL.....	5
2.1	Donaldson Coal Mine Development Consent Conditions	6
2.2	Abel Coal Mine – Project Approval	7
3	NOISE MONITORING METHODOLOGY	13
3.1	General Requirements.....	13
3.2	Monitoring Locations.....	13
3.3	Unattended Continuous Noise Monitoring	14
3.4	Operator Attended Noise Monitoring	14
4	OPERATOR ATTENDED NOISE MONITORING.....	14
4.1	Results of Operator Attended Noise Monitoring	14
4.2	Operator Attended Noise Monitoring Summary.....	18
4.2.1	Donaldson Mine	18
4.2.2	Abel Coal Mine	18
4.3	Compliance Assessment and Discussion of Results.....	18
4.3.1	Operations.....	18
4.3.2	Sleep Disturbance.....	18
5	UNATTENDED CONTINUOUS NOISE MONITORING.....	20
5.1	Results of Unattended Continuous Noise Monitoring.....	20
5.2	Long term Unattended Continuous Monitoring Summary for Donaldson Mine and Abel Coal Mine.....	21
5.2.1	Ambient LA90 Noise Levels	21
5.2.1.1	Baseline	26
5.2.1.2	Previous Half-year	27
5.2.1.3	Coinciding Period last Year	28
5.2.2	Ambient LA10 Noise Comparison	28
5.2.2.1	Baseline	32
5.2.2.2	Previous Half-year	33
5.2.2.3	Coinciding Period Last Year	34
5.3	Rail Noise Monitoring	34

CONTENTS

6	CONCLUSION.....	35
----------	------------------------	-----------

DOCUMENT REFERENCES

TABLES

Table 1	Monitoring Locations	13
Table 2	Location D, Black Hill Public School, Black Hill	15
Table 3	Location F, Lot 684 Black Hill Road, Black Hill	15
Table 4	Location G, Buchanan Road, Buchanan	16
Table 5	Location I, Magnetic Drive, Ashtonfield	16
Table 6	Location J, Parish Drive, Thornton	17
Table 7	Location L, 65 Tipperary Drive, Ashtonfield	17
Table 8	Compliance Noise Assessment - Operations.....	18
Table 9	Compliance Noise Assessment – Sleep Disturbance.....	19
Table 10	Noise Logger and Noise Monitoring Locations	20
Table 11	Unattended Continuous Noise Monitoring Ambient Noise Levels (dBA)	21
Table 12	LA90 Results Comparison - Baseline	26
Table 13	LA90 Results Comparison – Previous Half-year	27
Table 14	LA90 Results Comparison – Coinciding Period Last Year	28
Table 15	LA10 Results Comparison – Baseline.....	32
Table 16	LA10 Results Comparison – Previous Half-year	33
Table 17	LA10 Result Comparison – Coinciding Period Last Year.....	34
Table 18	Coal Train Loading Operations Log	34
Table 19	Rail Noise Impact Monitoring Results	35

FIGURES

Figure 1	Long Term Daytime LA90 Noise Levels	22
Figure 2	Long Term Evening LA90 Noise Levels	24
Figure 3	Long Term Night-time LA90 Noise Levels	25
Figure 4	Long Term Daytime LA10 Noise Levels	29
Figure 5	Long term Evening LA10 Noise Levels.....	30
Figure 6	Long term Night LA10 Noise Levels.....	31

APPENDICES

Appendix A	Acoustic Terminology
Appendix B	Noise Monitoring Locations
Appendix C	Calibration Certificates
Appendix D	Statistical Ambient Noise Levels

1 Introduction

1.1 Background

Donaldson Coal Pty Ltd has commissioned SLR Consulting Australia Pty Ltd (SLR) to conduct half-yearly noise monitoring surveys for the Donaldson Coal Mine and Abel Coal Mine during the December 2020 half in accordance with the *Donaldson Coal Mine and Abel Underground Coal Mine - Noise Management Plan Care and Maintenance* (the NMP) dated 3 June 2019.

1.2 Objectives of this Report

The objectives of the noise monitoring survey for this operating half-year were as follows:

- Measure the ambient noise levels at six focus receptor locations (potentially worst affected) surrounding Donaldson Coal Mine and Abel Coal Mine.
- Qualify all sources of noise within each of the attended surveys, including estimated contribution or maximum level of individual noise sources.
- Assess the noise emissions of Donaldson Coal Mine and Abel Coal Mine with respect to the limits contained in the Development Consent.

1.3 Acoustic Terminology

The following report uses specialist acoustic terminology. An explanation of common terms is provided in **Appendix A**.

2 Development Consent Project Approval

Development consent was obtained by Donaldson Coal Pty Ltd for the Donaldson Mine in October 1999 following a Commission of Inquiry. Development Consent number N97/00147 was issued by the Minister for Urban Affairs pursuant to Section 101 of the Environmental Planning and Assessment Act 1979 (EP&A Act).

Project Approval (Application No. 05_0136) granted by the Minister of Planning was obtained by Donaldson Coal Pty Ltd for Abel Coal Mine in 2007.

2.1 Donaldson Coal Mine Development Consent Conditions

The Development Consent nominates hours of operation and mine noise emission goals in the Sections entitled “Operation of Development, Condition No. 3(1) and 3(2)”, and “Noise and Vibrational Noise Limits: Condition No. 15” as follows:

3.(1) Subject to (2) the approved hours of operation are as follows:

Works	Period	Hours
Construction, including construction of any bunds	Monday to Friday Saturday	7 am to 6 pm 8 am to 1 pm
Mining operations, including mining, haulage of waste to dumps and coal processing	Monday to Friday Saturday, Sunday	24 hours per day 7 am to 6 pm
Road Transportation and stockpiling of coal	7 days per week	24 hours per day
Rail loading of coal	7 days per week	7 am to 10 pm
Maintenance of mobile and fixed plant	7 days per week	24 hours per day
Blasting, not involving closure of John Renshaw Drive	Monday to Saturday	7 am to 5 pm
Blasting, involving closure of John Renshaw Drive	Monday to Saturday	10 am to 2 pm

Notes: Restrictions on Public Holidays are the same as Sundays

(2) The Applicant shall submit a report to the Director-General’s satisfaction demonstrating the noise limits in Condition 15 can be met while rail loading of coal is occurring during the period from 6 pm to 10 pm. If that report does not demonstrate that the noise limits can be met to the Director-General’s satisfaction, then the hours of operation for rail loading of coal shall be restricted to 7 am to 6 pm.”

15. Unless subject to a negotiated agreement in accordance with Condition 23, the Applicant shall ensure that the noise emission from construction or mining operations, when measured or computed at the boundary of any dwelling not owned by the applicant (or within 30 metres of the dwelling, if the boundary is more than 30 metres from the dwelling), shall not exceed the following noise limits:

Location	LA10(15minute) Noise Limits (dBA)	
	Daytime	Night-time
Beresfield area (residential)	45	35
Steggles Poultry Farm	50	40
Ebenezer Park Area	46	41
Black Hill Area	40	38
Buchanan and Louth Park Area	38	36
Ashtonfield Area	41	35
Thornton Area	48	40

Note: Daytime is 7 am to 10 pm Monday-Saturday, and 8 am to 10 pm Sundays and Public Holidays. Night-time is 10 pm to 7 am Monday-Saturday, and 10 pm to 8 am Sundays and Public Holidays.

The noise limits apply for prevailing meteorological conditions (winds up to 3 m/s), except under conditions of temperature inversions.”

Other Conditions of Consent relevant to noise are as follows:

18. The applicant shall survey and investigate noise reduction measures from plant and equipment and set targets for noise reduction in each Annual Environmental Management Report (AEMR), taking into consideration valid noise complaints received in the previous year. The Report shall also include remedial measures.
19. The Applicant shall revise the Noise Management Plan as necessary and provide an updated Plan five years after commencement of mining to the Director-General, the independent noise expert (Condition 48), EPA, Councils and the Community Consultative Committee.

2.2 Abel Coal Mine – Project Approval

Approved Operations

The following operations are approved under the Abel Coal Mine Project Approval:

- Extraction of up to 6.1 Mtpa of Run of Mine (ROM) coal from the Abel Underground Coal Mine.
- Transport coal to the existing Bloomfield Coal Handling and Preparation Plant by private haul roads, or by coal conveyor, or by a combination of both methods.
- Operate the Bloomfield Coal Handling Processing Plant (CHPP) to process coal extracted from the Abel Coal Mine and the Bloomfield and Donaldson Coal Mines.
- Transportation of product coal from the Bloomfield site by rail via the Bloomfield rail loading facility.

The Project Approval was modified in June 2010 (05_0136 MOD 1) allowing construction and operation of a downcast ventilation fan. In May 2011 the Project Approval was modified again (05_0136 MOD 2) to allow the construction and operation of an upcast ventilation fan (and associated facilities). In December 2013 the Project Approval was further modified (05_0136 MOD3) to account for the increase in coal extracted including the upgrade of the Bloomfield CHPP.

Consent Conditions

The relevant conditions relating to noise from the Abel Coal Mine approval are reproduced below.

Schedule 4

NOISE

Operational Noise Criteria

1. The Proponent shall ensure that the noise generated by the Project does not exceed the criteria in Table 4 at any residence on privately-owned land.

Table 4: Operational Noise Criteria dB(A)

Location	Receiver Area	Day	Evening	Night	
		LAeq(15minute)	LAeq(15minute)	LAeq(15minute)	LA1(1minute)
Location I	Lord Howe Drive, Ashtonfield	36	36	36	45
Location K	Catholic Diocese Land	37	37	37	45
Location L	Kilshanny Avenue, Ashtonfield	40	40	40	47
All other Locations	All other privately owned Residences	35	35	35	45

Notes:

- To interpret the locations referred to in Table 4, see plan in Appendix 3.
- Noise generated by the project is to be measured in accordance with the relevant requirements, and exemptions (including certain meteorological conditions), of the NSW Industrial Noise Policy. Appendix 4 sets out the meteorological conditions under which these criteria apply, and the requirements for evaluating compliance with these criteria.

These noise criteria do not apply if the Proponent has an Agreement with the relevant landowner to generate higher noise levels, and the proponent has advised the Department in writing of the terms of this agreement.

Construction Noise Criteria

1. The proponent shall ensure that the noise generated during the construction of the downcast ventilation shaft as described in EA (MOD3) does not exceed the criteria in Table 5.

Table 5: Construction Noise Criteria dB(A)

Location	Receiver	Day
		LAeq(15minute)
Location R	281 Lings Road, Buttai	50
Location S	189 Lings Road, Buttai	43

Notes:

- The criteria in Table 5 apply only whilst the downcast ventilation shaft is being constructed, and for a maximum of 12 weeks from the commencement of construction.
- To interpret the locations referred to in Table 5, see plan in Appendix 3 (attached to this report as **Appendix A**).
- Noise generated by the project is to be measured in accordance with the relevant requirements, and exemptions (including certain meteorological conditions), of the NSW Industrial Noise Policy.

However, these noise criteria do not apply if the Proponent has an Agreement with the relevant landowner to generate higher noise levels, and the proponent has advised the Department in writing of the terms of this agreement.

Rail Noise Criteria

1. The proponent shall ensure that the noise from rail movements on the Bloomfield Rail Spur does not exceed the limits in Table 6 at any residence on privately owned land.

Table 6: Rail Spur noise criteria dB (A)

Location	Day	Evening	Night
	LAeq(period)		
All privately-owned land	55	45	40

Cumulative Noise Criteria

1. The proponent shall implement all reasonable and feasible measures to ensure that the noise generated by the project combined with noise generated by other mines does not exceed the criteria in Table 7 at any residence on privately-owned land.

Table 7: Cumulative noise criteria dB (A)

Location	Day	Evening	Night
	LAeq(period)		
All privately-owned land	55	45	40

Notes: Cumulative noise is to be measured in accordance with the relevant requirements, and exemptions (including meteorological conditions), of the NSW Industrial Noise Policy. Appendix 4 sets out the metrological conditions under which these criteria apply and the requirements for evaluating compliance with these criteria.

Operating Conditions

1. *The proponent shall:*
 - a. *Implement best management practise to minimise the construction, operational, road and rail noise of the project;*
 - b. *Operate an on-site noise management system to ensure compliance with the relevant conditions of this approval;*
 - c. *Minimise the noise impacts of the project during meteorological conditions under which the noise limits in this consent do not apply (see Appendix 4);*
 - d. *Only receive and/or dispatch locomotives and rolling stock either on or from the site that are approved to operate on the NSW rail network in accordance with the noise limits in ARTC's EPL (No. 3142);*
 - e. *Carry out regular monitoring to determine whether the project is complying with the noise criteria and other relevant conditions of approval, to the satisfaction of the Director-General.*

Noise Management Plan

2. *The proponent shall prepare and implement a Noise Management Plan for the project to the satisfaction of the Director-General. This plan must:*
 - a. *Be prepared in consultation with the EPA, and be submitted to the Director-General for approval within 6 months of the date of approval of MOD 3;*
 - b. *Describe the measures that would be implemented to ensure compliance with the noise criteria and operating conditions in this approval; Describe the proposed noise management system in detail; and*
 - c. *Include a monitoring program that:*
 - *Uses attended monitoring to evaluate the compliance of the project against the noise criteria in this approval;*
 - *Evaluates and reports on:*
 - *The effectiveness of the on-site noise management system; and*
 - *Compliance against the noise operating conditions; and*

Defines what constitutes a noise incident, and includes protocol for identifying and notifying the Department and relevant stakeholders of any noise incidents. Appendix 4

Noise Compliance Assessment

Applicable Meteorological Conditions

1. *The noise criteria in Tables 4 and 7 are to apply under all metrological conditions except the following:*
 - a. *During periods of rain or hail.*
 - b. *Average wind speed at microphone height exceeds 5 m/s;*
 - c. *Wind speeds greater than 3 m/s measured at 10m above ground level; or*
 - d. *Temperature inversion conditions greater than 3°C/100m.*

Determination of metrological conditions

2. *Except for wind speed at microphone height, the data to be used for determining metrological conditions shall be that recorded by the meteorological station located on the site.*

Compliance monitoring

3. *Attended monitoring is to be used to evaluate compliance with the relevant conditions of this approval.*
4. *Unless otherwise agreed with the director-general, this monitoring is to be carried out in accordance with the relevant requirements for reviewing performance set out in the NSW Industrial Noise Policy (as amended from time to time), in particular the requirements relating to:*
 - a. *Monitoring locations for the collection of representative noise data;*
 - b. *Metrological conditions during which collection of noise data is not appropriate;*
 - c. *Equipment used to collect noise data, and conformity with Australian Standards relevant to such equipment; and*
 - d. *Modification to noise data collected, including for the exclusion of extraneous noise and/or penalties for modifying factors apart from adjustments for duration.*

Appendix 5

Statement of Commitments

3. Noise

3.1 Construction Activities

The following noise control measures will be implemented prior to commencement of construction of the Abel Underground Mine or the upgrade of the Bloomfield CHPP.

1. *Maintain all machinery and equipment in working order;*
 - a. *No construction activities at the Abel pit top will take place on Sundays or Public Holidays;*
 - b. *Where possible locate noisy site equipment behind structures that act as barriers or at the greatest distance from noise sensitive areas; and*
 - c. *Orientate equipment so that noise emissions are directed away from noise sensitive areas.*

3.2 Noise Control Measures

- a. *The following noise control measures will be implemented prior to the mining of coal from the Abel underground Mine:*
 - i. *Orientation of the ventilation fans away from residential receivers and angle the output parallel to the ground.*
 - ii. *The sound power level of the front end loader to be used near the portal should not exceed 113 dBA and will be fitted with a noise sensitive reversing alarm.*
- b. *The following noise control measures will be implemented prior to the Bloomfield CHPP receiving any ROM coal from Able Underground Mine;*

-
- i. *Noise mitigation works including partial enclosure and noise screening of drives and conveyors of the Bloomfield CHPP to screen residences to the north of the site.*

3.2 Monitoring

The Company will implement a Noise Monitoring Program for the Abel Underground Mine and the Bloomfield CHPP, to the satisfaction of the Director-General. The Noise Monitoring Program shall include a combination of real-time and supplementary attended monitoring measures, and a noise monitoring protocol for evaluating compliance with the noise environmental assessment. This plan will be integrated with the monitoring plans for the Tasman, Donaldson and Bloomfield Mines to provide a single integrated Noise Monitoring Program for all 4 mines.

3.4 Continuous Improvement

The Company shall:

- a. *Report on these investigations and implementation of any new noise mitigation measures on site in the AEMR, to the satisfaction of the Director General.*

The operator of the Bloomfield CHPP shall:

- b. *Investigate ways to reduce the noise generated by the Bloomfield CHPP, including maximum noise levels which may result in sleep disturbance;*
- c. *Implement all reasonable and feasible best practice noise mitigation measures on the site;
and*
- d. *Report on these investigations and the implementation of any new noise mitigation measures on site in the AEMR, to the satisfaction of the Director-General.*

3 Noise Monitoring Methodology

3.1 General Requirements

The operational noise monitoring program was conducted with reference to Development Consent N97/00147 (Donaldson Coal Mine), Project Approval 05_0136 (Abel Coal Mine), the NMP and AS 1055-2018 *Acoustics - Description and Measurement of Environmental Noise*.

All acoustic instrumentation employed throughout the monitoring program has been designed to comply with the requirements of AS IEC 61672.1 – 2004 *Electroacoustics—Sound level meters – Specifications*, AS IEC 61672.2-2004, AS IEC 61672.3-2004 and carried current NATA or manufacturer calibration certificates. Certificates for acoustic instrumentation used during the December 2020 half is provided in **Appendix B**.

Instrument calibration was conducted before and after each measurement, with the variation in calibrated levels not exceeding ± 0.5 dBA.

3.2 Monitoring Locations

Baseline and preceding operational half-yearly surveys have been conducted at 11 locations surrounding the Donaldson Mine and Abel Coal Mine sites. With the experience of these previous surveys, it was decided to concentrate noise monitoring at six focus locations that represent the potentially most noise affected areas from Donaldson Mine and Abel Coal Mine. The details of the monitoring locations are contained within **Table 1**.

It is relevant to note that Donaldson Open Cut Mine has ceased production and all major earthworks on the site have been finalised. Furthermore, Abel mine was placed in Care & Maintenance on 28th April 2016 and there was no operations onsite during the December 2020 noise monitoring period.

Table 1 Monitoring Locations

Noise Monitoring Location	Description
D	Black Hill School, Black Hill
F	Lot 684 Black Hill Road, Black Hill
G	156 Buchannan Road, Buchannan
I	Magnetic Drive, Ashtonfield
J	Parish Drive, Thornton
L	65 Tipperary Dr, Ashtonfield

A map giving the approximate location of the noise monitoring sites is contained within **Appendix C**.

3.3 Unattended Continuous Noise Monitoring

An environmental noise logger was deployed for a minimum of a seven day period between Wednesday 16 December 2020 and Wednesday 23 December 2020 at each of the six (6) nominated locations given in **Table 1**.

All unattended monitoring equipment was programmed to continuously record statistical noise level indices in 15 minute intervals including the L_{Amax} , L_{A1} , L_{A10} , L_{A90} , L_{A99} , L_{Amin} and L_{Aeq} . The statistical noise exceedance levels (L_{AN}) are the levels exceeded for N% of the 15 minute interval. The L_{A90} represents the level exceeded for 90% of the interval period and is referred to as the average minimum or background noise level. The L_{A10} is the level exceeded for 10% of the time and is usually referred to as the average maximum noise level. The L_{Aeq} is the equivalent continuous sound pressure level and represents the steady sound level which is equal in energy to the fluctuating level over the interval period. The L_{Amax} is the maximum noise level recorded over the interval.

3.4 Operator Attended Noise Monitoring

Operator attended surveys were conducted at each of the six monitoring locations during the daytime, evening and night-time periods, to verify the unattended logging results and to determine the character and contribution of ambient noise sources.

4 Operator Attended Noise Monitoring

4.1 Results of Operator Attended Noise Monitoring

Operator attended noise measurements were commenced on Wednesday 16 December 2020 finishing on Wednesday 23 December 2020. Operator attended noise surveys were conducted using a Brüel & Kjær Type 2270 (serial number 2679354).

Ambient noise levels given in the tables include all noise sources such as traffic, insects, birds, and mine operations as well as any other industrial operations.

The tables provide the following information:

- Monitoring location.
- Date and start time.
- Wind velocity (m/s) and Temperature (°C) at the measurement location.
- Typical maximum (L_{Amax}) and contributed noise levels.

Mine contributions listed in the tables are from the Abel Coal Mine and are stated only when a contribution could be quantified.

Table 2 Location D, Black Hill Public School, Black Hill

Period	Date/ Start time/Weather	Primary Noise Descriptor (dBA re 20 µPa)					Description of Noise Emission, Typical Maximum Noise Levels (L _{Amax} – dBA)
		L _{Amax}	L _{A1}	L _{A10}	L _{A90}	L _{Aeq}	
Day	16/12/2020 15:30 30°C 2.9 m/s NNE	77	66	58	50	56	Birdsong 45-60 Insects 51-54 Wind in trees 45-50 Road traffic 65-77 Abel Mine Inaudible
		Estimated Abel Mine Noise Contribution Inaudible					
Evening	17/12/2020 18:48 27°C 0.4 m/s SE	75	65	62	50	59	Road traffic 61-75 Insects -50-66 Birdsong 66 Abel Mine Inaudible
		Estimated Abel Mine Noise Contribution Inaudible					
Night	17/12/2020 22:31 24°C 0.4 m/s SE	68	55	49	43	48	Insects 45-52 Road traffic 40-68 Abel Mine Inaudible
		Estimated Abel Mine Noise Contribution Inaudible					

Table 3 Location F, Lot 684 Black Hill Road, Black Hill

Period	Date/ Start time/Weather	Primary Noise Descriptor (dBA re 20 µPa)					Description of Noise Emission, Typical Maximum Noise Levels (L _{Amax} – dBA)
		L _{Amax}	L _{A1}	L _{A10}	L _{A90}	L _{Aeq}	
Day	23/12/2020 11:26 25°C 1.6 m/s SSW	74	64	59	46	55	Road traffic 40-74 Insects 50-62 Abel Mine Inaudible
		Estimated Abel Mine Noise Contribution Inaudible					
Evening	17/12/2020 19:08 26°C 0.5 m/s ESE	72	68	67	50	62	Road traffic 40-72 Insects 50-69 Abel Mine Inaudible
		Estimated Abel Mine Noise Contribution Inaudible					
Night	17/12/2020 22:53 23°C 0.5 m/s SSE	67	59	51	43	49	Road traffic 35-67 Insects 43-48 Abel Mine Inaudible
		Estimated Abel Mine Noise Contribution Inaudible					

Table 4 Location G, Buchanan Road, Buchanan

Period	Date/ Start time/ Weather	Primary Noise Descriptor (dBA re 20 µPa)					Description of Noise Emission, Typical Maximum Noise Levels (L _{Amax} – dBA)
		L _{Amax}	LA1	LA10	LA90	L _{Aeq}	
Day	23/12/2020 12:42 25°C 2.5 m/s S	78	77	75	66	72	Insects 62-78 Road traffic 40-54 Abel Mine Inaudible
		Estimated Abel Mine Noise Contribution Inaudible					
Evening	17/12/2020 20:11 25°C 0.6 m/s ESE	77	76	71	69	70	Road traffic 40-50 Insects 69-77 Abel Mine Inaudible
		Estimated Abel Mine Noise Contribution Inaudible					
Night	17/12/2020 23:56 22°C 0.1 m/s SE	54	53	53	42	48	Insects 43-54- Road traffic 35-49 Abel Mine Inaudible
		Estimated Abel Mine Noise Contribution Inaudible					

Table 5 Location I, Magnetic Drive, Ashtonfield

Period	Date/ Start time/Weather	Primary Noise Descriptor (dBA re 20 µPa)					Description of Noise Emission, Typical Maximum Noise Levels (L _{Amax} – dBA)
		L _{Amax}	LA1	LA10	LA90	L _{Aeq}	
Day	16/12/2020 17:08 29°C 2.1 m/s ESE	73	66	63	57	60	Road traffic 45-73 Birdsong 55-62 Insects 55-67 Abel Mine Inaudible
		Estimated Abel Mine Noise Contribution Inaudible					
Evening	17/12/2020 21:01 25°C 0.6 m/s SE	69	59	47	44	48	Traffic 35-69 Insects 45-50 Abel Mine Inaudible
		Estimated Abel Mine Noise Contribution Inaudible					
Night	18/12/2020 00:44 23°C 0.6 m/s WNW	69	58	47	42	48	Traffic 30-69 Insects 42-53 Abel Mine Inaudible
		Estimated Abel Mine Noise Contribution Inaudible					

Table 6 Location J, Parish Drive, Thornton

Period	Date/ Start time/Weather	Primary Noise Descriptor (dBA re 20 µPa)					Description of Noise Emission, Typical Maximum Noise Levels (L _{Amax} – dBA)
		L _{Amax}	L _{A1}	L _{A10}	L _{A90}	L _{Aeq}	
Day	16/12/2020 17:31 28°C 2 m/s SE	71	69	69	66	68	Road traffic 45-52 Birdsong 55-69 Insects 66-71
		Estimated Abel Mine Noise Contribution Inaudible					Abel Mine Inaudible
Evening	17/12/2020 21:36 24°C 0.8 m/s ESE	50	48	47	45	46	Road traffic 35-50 Insects 45-50
		Estimated Abel Mine Noise Contribution Inaudible					Abel Mine Inaudible
Night	17/12/2020 22:00 24°C 0.3 m/s SSE	57	56	49	45	48	Road traffic 40-51 Insects 45-57
		Estimated Abel Mine Noise Contribution Inaudible					Abel Mine Inaudible

Table 7 Location L, 65 Tipperary Drive, Ashtonfield

Period	Date/ Start time/ Weather	Primary Noise Descriptor (dBA re 20 µPa)					Description of Noise Emission, Typical Maximum Noise Levels (L _{Amax} – dBA)
		L _{Amax}	L _{A1}	L _{A10}	L _{A90}	L _{Aeq}	
Day	23/12/2020 13:09 25°C 1.1 m/s SSE	73	63	45	41	50	Road traffic 40-73 Wind in trees 39 Insects 38-44
		Estimated Abel Mine Noise Contribution L _{Aeq} (15minute) 32 dBA					Abel Mine Audible CHPP operation 27-38
Evening	17/12/2020 20:39 25°C 0.7 m/s ESE	85	68	52	41	58	Road traffic 38-85- Residential noise 45 Insects 44-53
		Estimated Abel Mine Noise Contribution Inaudible					Abel Mine Inaudible
Night	18/12/2020 00:23 23°C 0.3 m/s ESE	50	49	48	35	44	Road traffic 35-43 Insects 35-50
		Estimated Abel Mine Noise Contribution Inaudible					Abel Mine Inaudible

4.2 Operator Attended Noise Monitoring Summary

4.2.1 Donaldson Mine

Donaldson Open Cut Mine has ceased production and all major earthworks on the site have been finalised. Therefore, compliance noise monitoring for the Donaldson Open Cut Mine is no longer required.

4.2.2 Abel Coal Mine

Abel mine was placed in Care & Maintenance on 28th April 2016 and there was no operations onsite, excluding that from the Bloomfield CHPP which operates under the Abel Coal Mine project consent conditions.

The Bloomfield CHPP and stockpile area was inaudible during all operator attended noise surveys with the exception of Location L during the day time period. Noise generated by local and distant traffic was a significant contributor to ambient noise levels at all monitored locations as well as 'natural' noises such as birds, insects and wind related noise.

4.3 Compliance Assessment and Discussion of Results

4.3.1 Operations

Results of the operational compliance assessment are given in **Table 8**.

Table 8 Compliance Noise Assessment - Operations

Location	Estimated Abel LAeq(15minute) Contribution dBA			Consent Conditions			Compliance		
	Day	Eve	Night	Day	Eve	Night	Day	Eve	Night
D – Black Hill School, Black Hill	Inaudible	Inaudible	Inaudible	35	35	35	Yes	Yes	Yes
F – Black Hill Road, Black Hill	Inaudible	Inaudible	Inaudible	35	35	35	Yes	Yes	Yes
G – Buchanan Road, Buchanan	Inaudible	Inaudible	Inaudible	35	35	35	Yes	Yes	Yes
I – Magnetic Drive, Ashtonfield	Inaudible	Inaudible	Inaudible	36	36	36	Yes	Yes	Yes
J – Parish Drive, Thornton	Inaudible	Inaudible	Inaudible	35	35	35	Yes	Yes	Yes
L – 65 Tipperary Dr, Ashtonfield	32	Inaudible	Inaudible	40	40	40	Yes	Yes	Yes

Results presented in **Table 8** indicate that compliance with the relevant consent conditions was achieved at all noise monitoring locations during all periods.

4.3.2 Sleep Disturbance

Results of the sleep disturbance compliance assessment are given in **Table 9**.

Table 9 Compliance Noise Assessment – Sleep Disturbance

Location	Estimated Bloomfield LA1(1minute) Contribution dBA	Consent Conditions LA1(1minute) dBA	Compliance
D – Black Hill School, Black Hill	Inaudible	45	Yes
F – Black Hill Road, Black Hill	Inaudible	45	Yes
G – Buchanan Road, Buchanan	Inaudible	45	Yes
I – Magnetic Drive, Ashtonfield	Inaudible	45	Yes
J – Parish Drive, Thornton	Inaudible	45	Yes
L – 65 Tipperary Dr, Ashtonfield	Inaudible	47	Yes

Results presented in **Table 9** indicate that compliance with the sleep disturbance consent conditions was achieved at all noise monitoring locations during the night-time noise surveys.

5 Unattended Continuous Noise Monitoring

5.1 Results of Unattended Continuous Noise Monitoring

Unattended continuous noise monitoring was conducted between Wednesday 16 December 2020 and Wednesday 23 December 2020 at each of the six monitoring locations given in **Table 10**.

Table 10 Noise Logger and Noise Monitoring Locations

Location	Noise Logger Serial Number	Date of Logging
D – Black Hill School, Black Hill	SVAN 957 27580	16 December 2020 -23 December 2020
F – Black Hill Road, Black Hill	SVAN 957 27578	16 December 2020 -23 December 2020
G – Buchanan Road, Buchanan	SVAN 957 23245	16 December 2020 -23 December 2020
I – Magnetic Drive, Ashtonfield	ARL EL316 16-203-508	16 December 2020 -23 December 2020
L – 65 Tipperary Dr, Ashtonfield	SVAN 957 23244	16 December 2020 -23 December 2020
J – Parish Drive, Thornton ¹	SVAN 957 20674	16 December 2020 -23 December 2020

The unattended ambient noise logger data from each monitoring location are presented graphically on a daily basis and are attached as **Appendix C**. A summary of the results of the unattended continuous noise monitoring is given in **Table 11**.

The ambient noise level data quantifies the overall noise level at a given location independent of its source or character.

The measured ambient noise levels were divided into three periods representing day, evening and night as designated in the NSW Noise Policy for Industry (NPfI).

Precautions were taken to minimise influences from extraneous noise sources (eg optimum placement of the loggers away from creeks, trees, houses, etc), however, not all these sources or their effects can be eliminated. This is particularly the case during the warmer times of year when noise from insects, frogs, birds and other animals can become quite prevalent.

Weather data for the subject area during the noise monitoring period was provided by Bloomfield Colliery. Noise data during periods of any rainfall and/or wind speeds in excess of 5 m/s were discarded in accordance with NPfI weather affected data exclusion methodology.

Table 11 Unattended Continuous Noise Monitoring Ambient Noise Levels (dBA)

Location	Period	Primary Noise Descriptor (dBA re 20 µPA)			
		LA1	LA10	LA90	LAeq
D Black Hill School, Black Hill	Day	68	58	43	58
	Evening	64	56	41	56
	Night	51	48	40	51
F Lot 684 Black Hill Road, Black Hill	Day	73	64	49	64
	Evening	71	65	46	67
	Night	59	54	43	57
G 156 Buchanan Road, Buchanan	Day	77	75	56	74
	Evening	76	74	42	71
	Night	49	45	35	64
I 49 Magnetic Drive, Ashtonfield	Day	70	65	50	64
	Evening	66	59	46	61
	Night	55	53	46	56
L 65 Tipperary Dr, Ashtonfield	Day	61	50	38	52
	Evening	60	49	37	51
	Night	53	49	35	48
J 220 Parish Drive, Thornton	Day	78	77	45	73
	Evening	75	71	46	69
	Night	52	50	38	56

5.2 Long term Unattended Continuous Monitoring Summary for Donaldson Mine and Abel Coal Mine

5.2.1 Ambient LA90 Noise Levels

The long term ambient LA90 noise levels collected from each monitoring location are presented graphically in **Figure 1**, **Figure 2** and **Figure 3** for the daytime, evening and night-time periods respectively.

Figure 1 Long Term Daytime LA90 Noise Levels

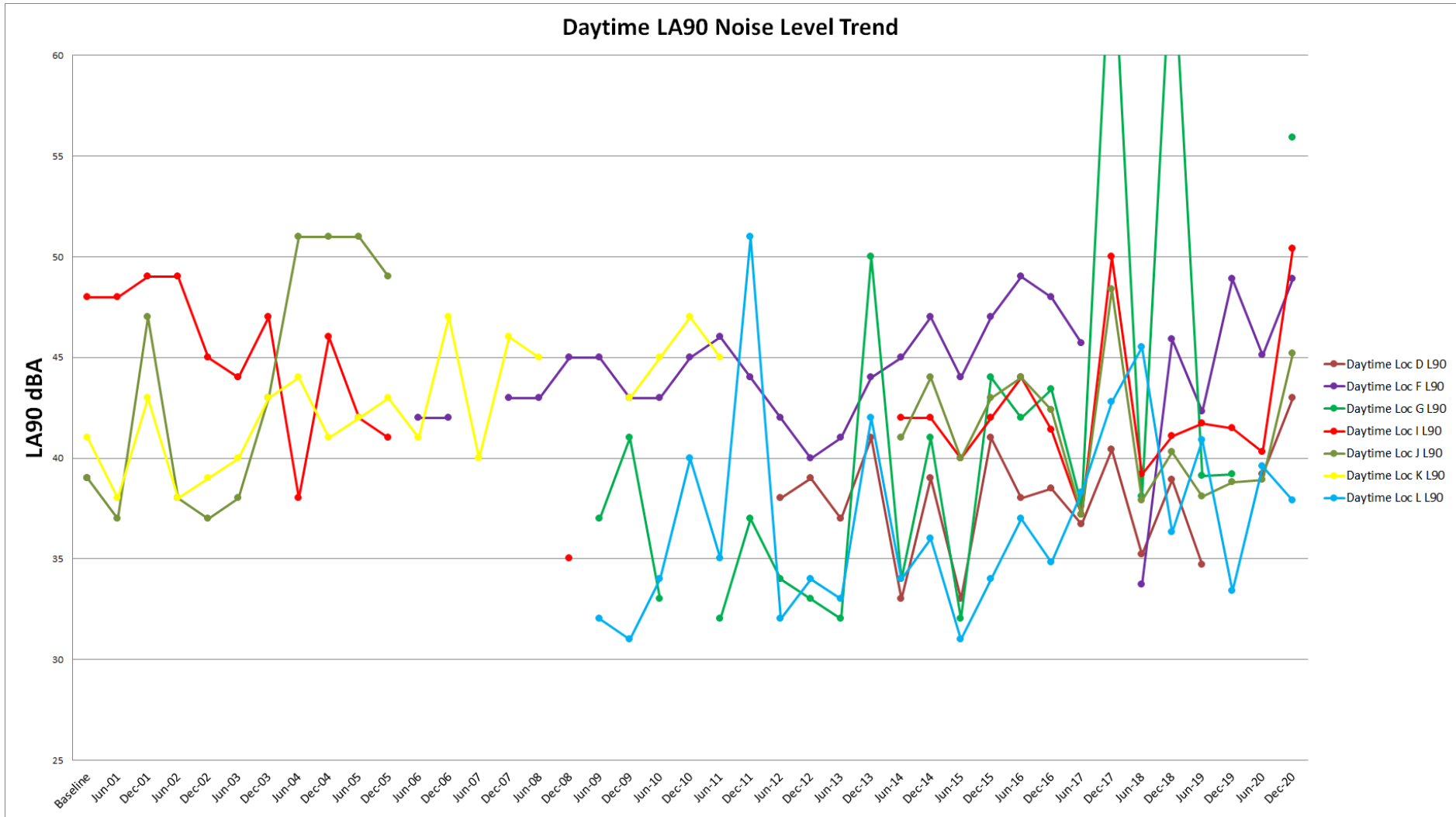


Figure 2 Long Term Evening LA90 Noise Levels

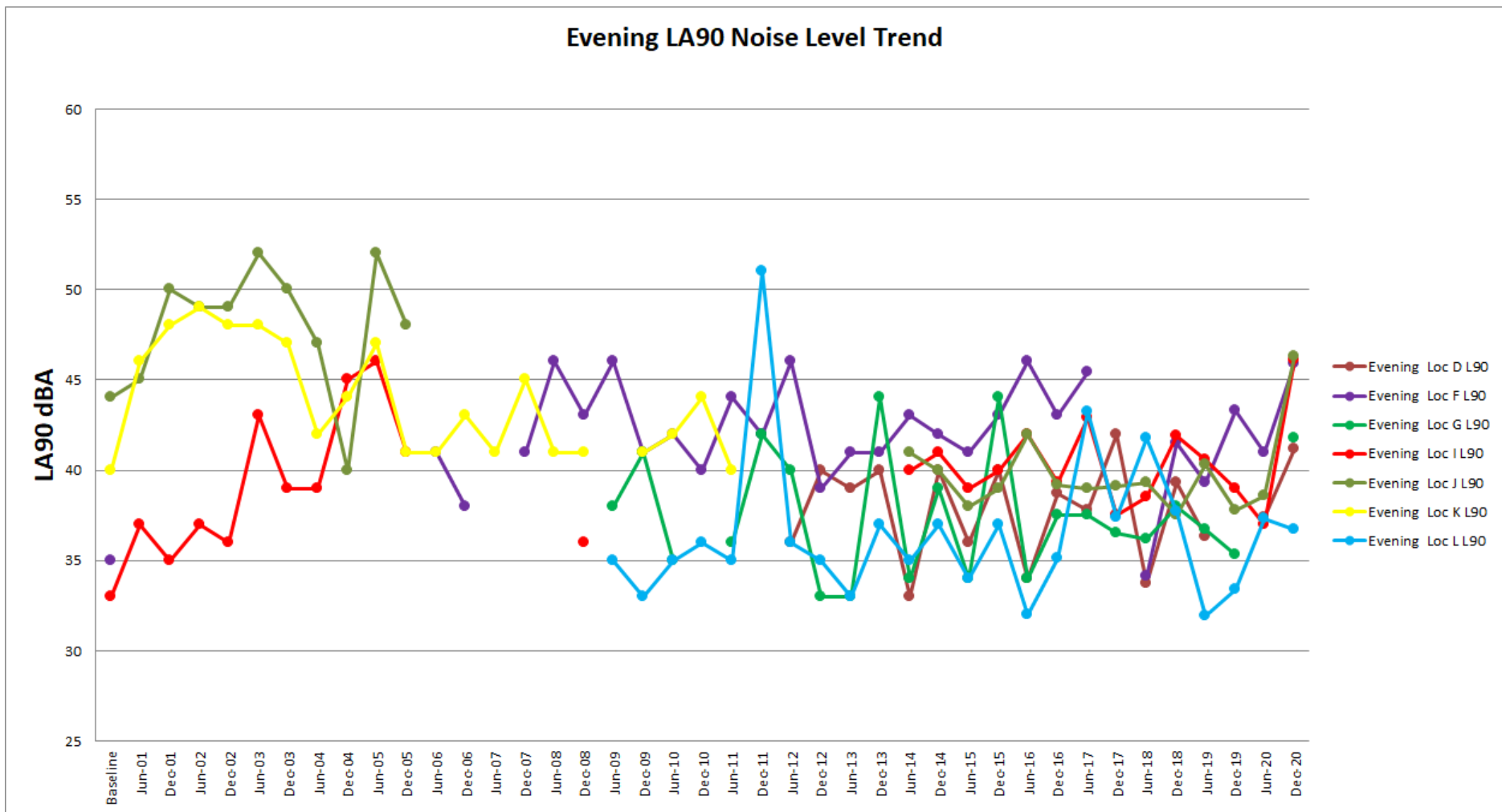
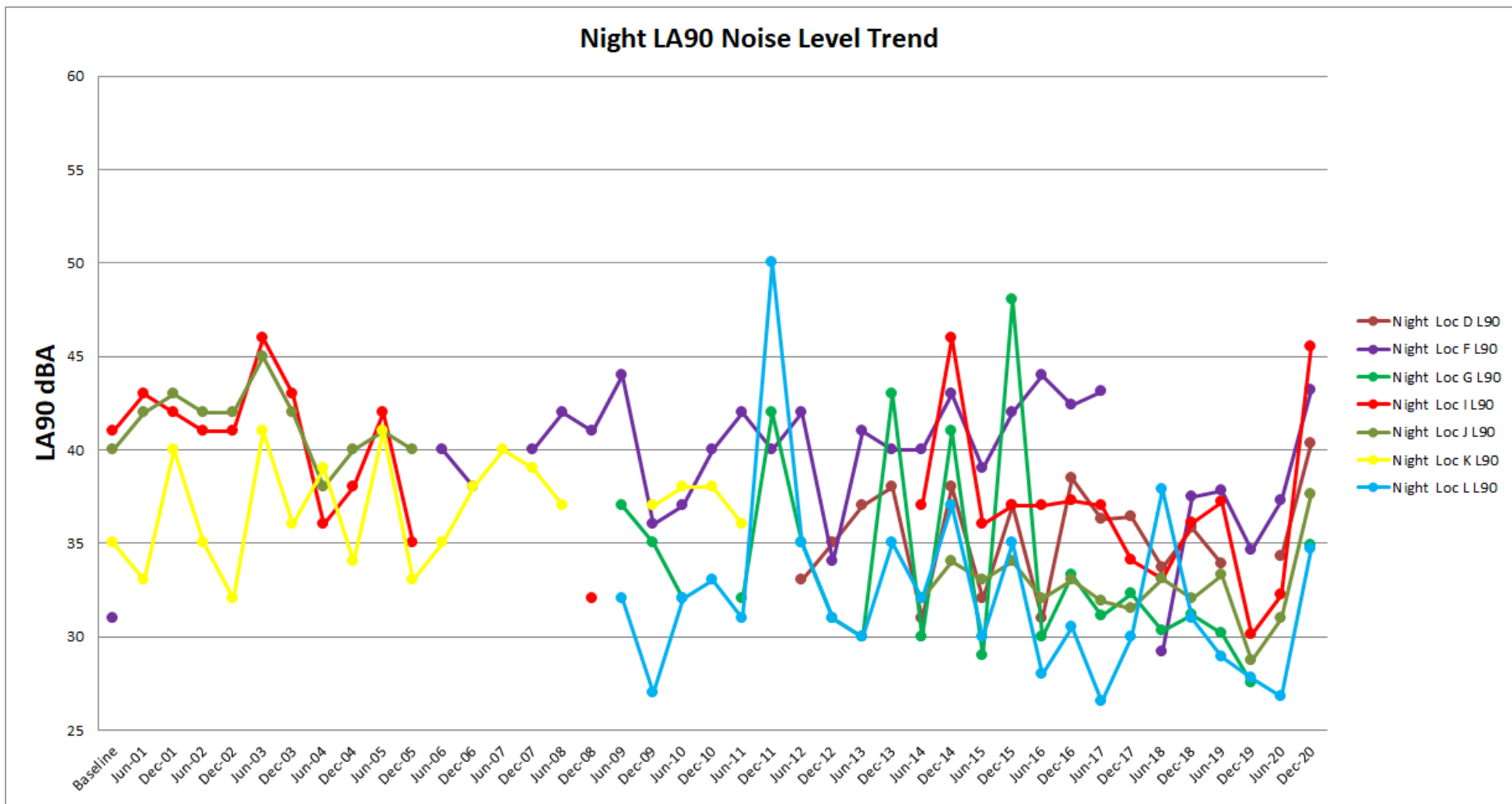


Figure 3 Long Term Night-time LA90 Noise Levels



5.2.1.1 Baseline

The summary of results in **Table 12** shows the ambient LA90 noise levels recorded for the current monitoring period compared to the levels recorded during the baseline monitoring process (ie. prior to commencement of mining operation at Donaldson).

Table 12 LA90 Results Comparison - Baseline

Monitoring Location	Period ¹	Long term Night-time LA90 Noise Levels		Difference dB ³
		Baseline	December 2020	
D Black Hill School, Black Hill	Day	N/A ²	43	N/A ²
	Evening	N/A ²	41	N/A ²
	Night	N/A ²	40	N/A ²
F Lot 684 Black Hill Road, Black Hill	Day	39	49	10
	Evening	35	46	11
	Night	31	43	12
G 156 Buchanan Road, Buchanan	Day	N/A ²	56	N/A ²
	Evening	N/A ²	42	N/A ²
	Night	N/A ²	35	N/A ²
I 49 Magnetic Drive, Ashtonfield	Day	48	50	2
	Evening	33	46	13
	Night	41	46	5
L 65 Tipperary Drive, Ashtonfield	Day	N/A ²	38	N/A ²
	Evening	N/A ²	37	N/A ²
	Night	N/A ²	35	N/A ²
J 220 Parish Drive, Thornton	Day	39	45	6
	Evening	44	46	2
	Night	40	38	-2

Note 1: Periods are as detailed the NPfl and are Daytime - 7.00 am to 6.00 pm Monday to Saturday, 8.00 am to 6.00 pm Sunday; Evening - 6.00 pm to 10.00 pm; Night - 10.00 pm to 7.00 am Monday to Saturday, 10.00 pm to 8.00 am Sunday.

Note 2: No data was available during baseline measurements, no comparisons can be made.

Note 3: Rounded to the nearest whole dB.

5.2.1.2 Previous Half-year

presents the ambient LA10 noise levels recorded for the current monitoring period compared to those measured during the previous monitoring period.

Table 13 LA90 Results Comparison – Previous Half-year

Monitoring Location	Period ¹	Long term Night-time LA10 Noise Levels		Difference dB ²
		June 2020	December 2020	
D Black Hill School, Black Hill	Day	39	43	4
	Evening	37	41	4
	Night	34	40	6
F Lot 684 Black Hill Road, Black Hill	Day	45	49	4
	Evening	41	46	5
	Night	37	43	6
G 156 Buchanan Road, Buchanan	Day	0	56	56
	Evening	0	42	42
	Night	0	35	35
I 49 Magnetic Drive, Ashtonfield	Day	40	50	10
	Evening	37	46	9
	Night	32	46	13
L 65 Tipperary Drive, Ashtonfield	Day	40	38	-2
	Evening	37	37	-1
	Night	27	35	8
J 220 Parish Drive, Thornton	Day	39	45	6
	Evening	39	46	8
	Night	31	38	7

Note 1: 1. Periods are as detailed in the Industrial Noise Policy (INP) and are Daytime - 7.00 am to 6.00 pm Monday to Saturday, 8.00 am to 6.00 pm Sunday; Evening - 6.00 pm 10.00 pm; Night - 10.00 pm to 7.00 am pm Monday to Saturday, 10.00 pm to 8.00 am Sunday.

Note 2: Rounded to the nearest whole dB.

5.2.1.3 Coinciding Period last Year

Table 14 presents the ambient LA90 noise levels recorded for the current monitoring period compared to those measured during the coinciding monitoring period last year.

Table 14 LA90 Results Comparison – Coinciding Period Last Year

Monitoring Location	Period ¹	Long term Night-time LA90 Noise Levels		Difference dB ²
		December 2019	December 2020	
D Black Hill School, Black Hill	Day	No result	43	-
	Evening	No result	41	-
	Night	No result	40	-
F Lot 684 Black Hill Road, Black Hill	Day	49	49	0
	Evening	43	46	3
	Night	35	43	9
G 156 Buchanan Road, Buchanan	Day	39	56	17
	Evening	35	42	7
	Night	28	35	7
I 49 Magnetic Drive, Ashtonfield	Day	42	50	9
	Evening	39	46	7
	Night	30	46	15
L 65 Tipperary Drive, Ashtonfield	Day	33	38	5
	Evening	33	37	3
	Night	28	35	7
J 220 Parish Drive, Thornton	Day	39	45	6
	Evening	38	46	9
	Night	29	38	9

Note 1: Periods are as detailed in the Industrial Noise Policy (INP) and are Daytime - 7.00 am to 6.00 pm Monday to Saturday, 8.00 am to 6.00 pm Sunday; Evening - 6.00 pm to 10.00 pm; Night - 10.00 pm to 7.00 am Monday to Saturday, 10.00 pm to 8.00 am Sunday.

Note 2: Rounded to the nearest whole dB.

5.2.2 Ambient LA10 Noise Comparison

The long term ambient LA10 noise levels collected from each monitoring location are presented graphically in **Figure 4**, **Figure 5** and **Figure 6** for the daytime, evening and night-time respectively.

Figure 4 Long Term Daytime LA10 Noise Levels

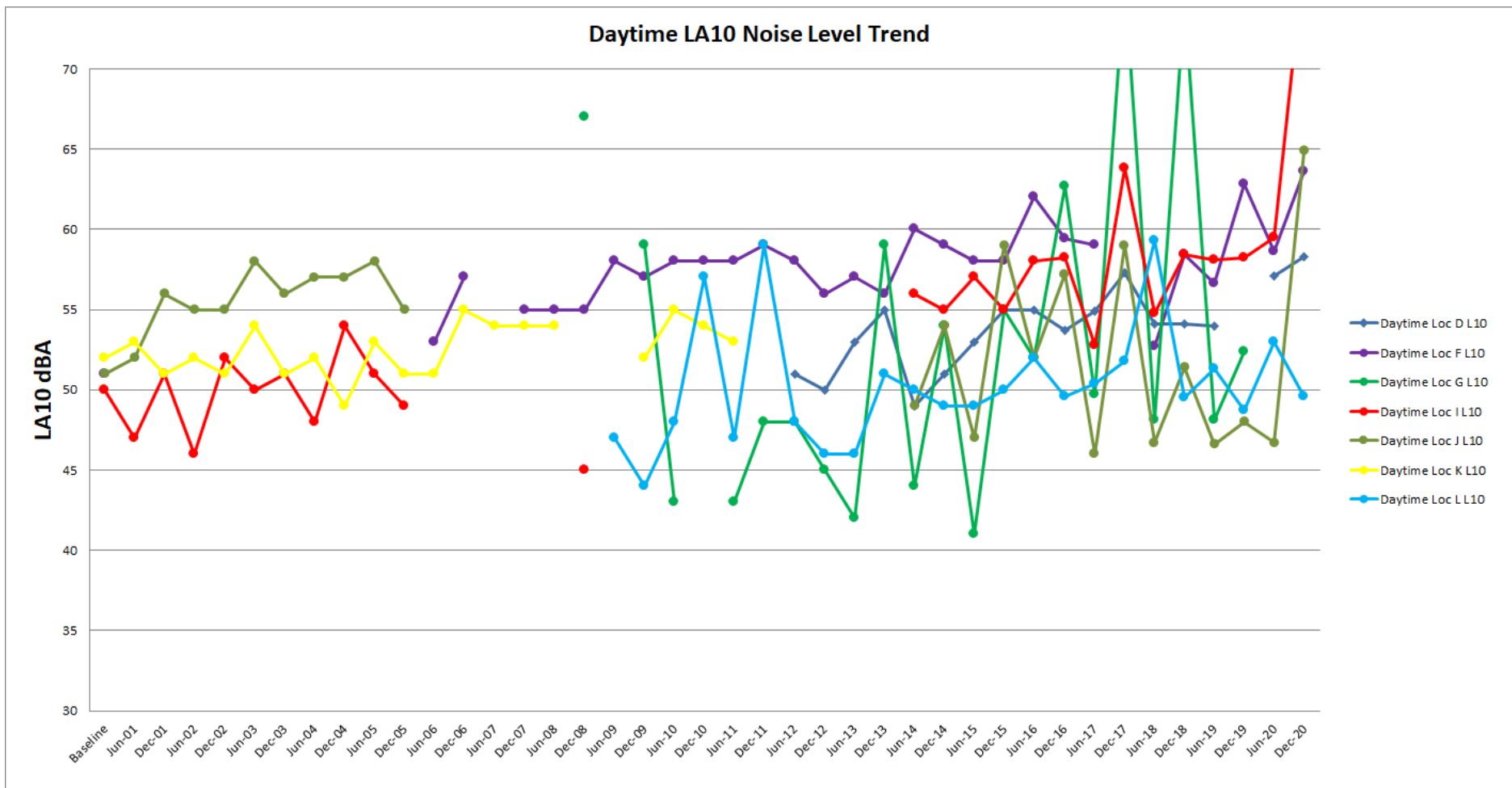


Figure 5 Long term Evening LA10 Noise Levels

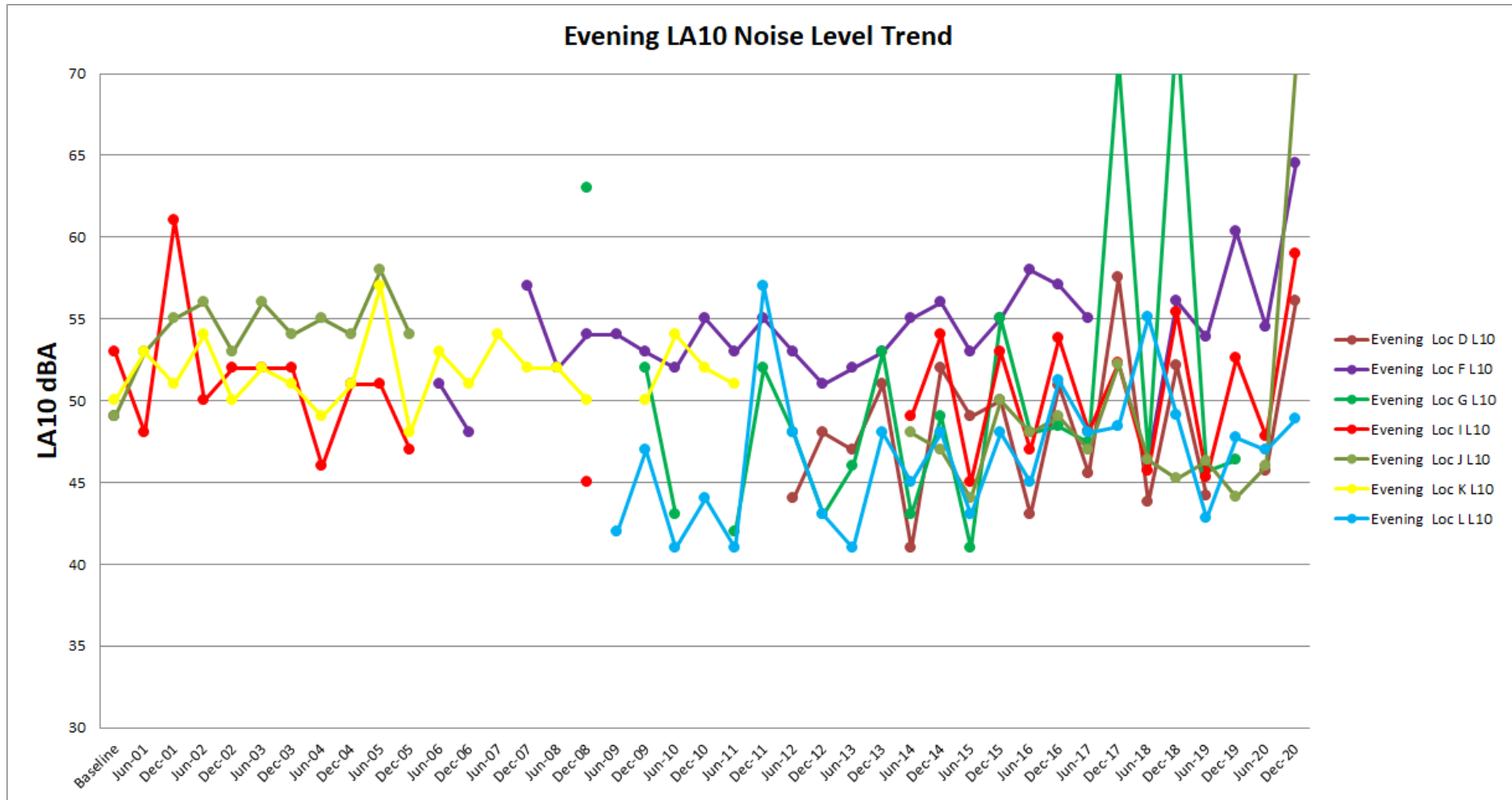
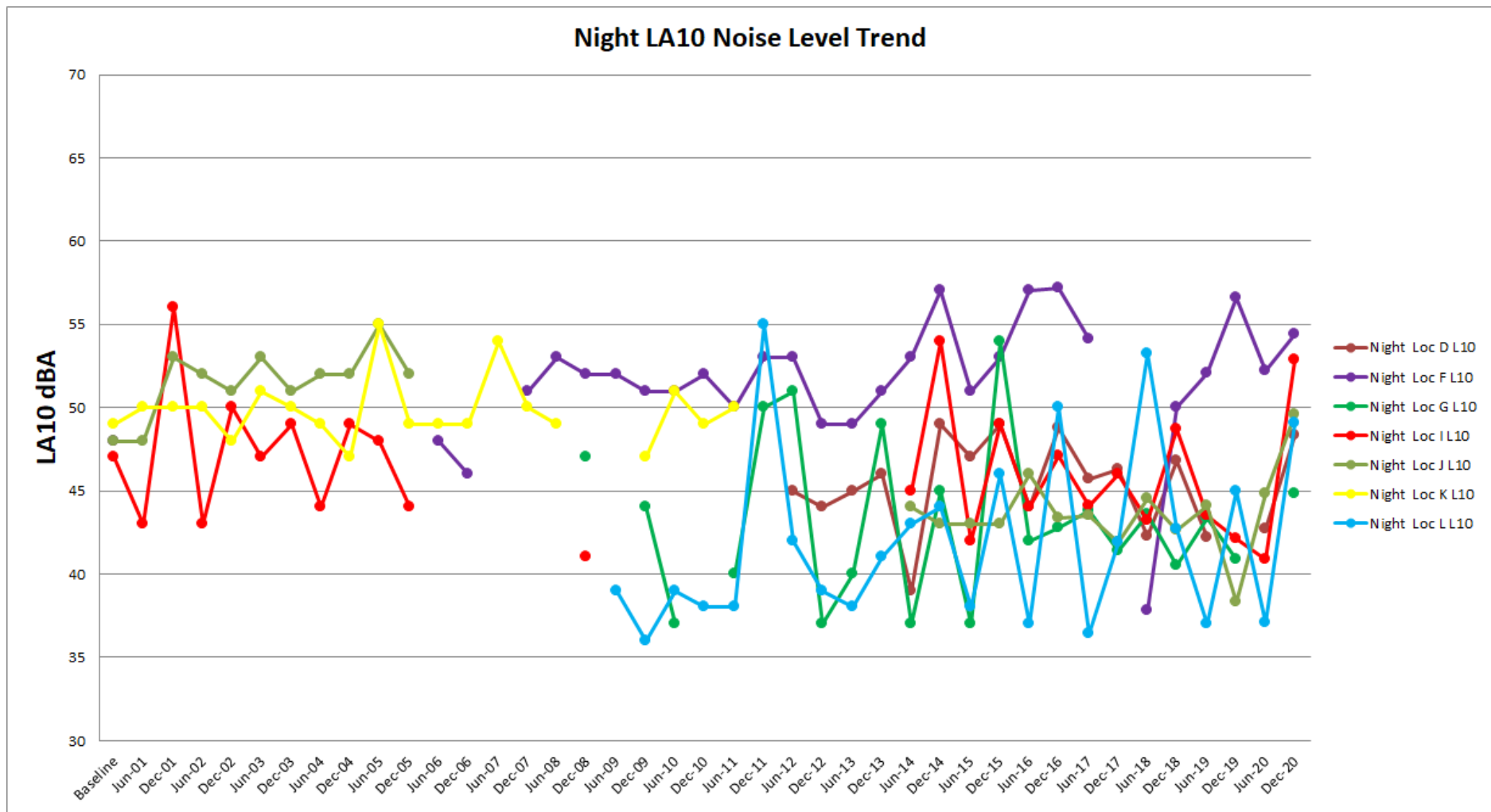


Figure 6 Long term Night LA10 Noise Levels



5.2.2.1 Baseline

Table 15 presents the ambient LA10 noise levels recorded for the current monitoring period compared to the levels recorded during the baseline monitoring period.

Table 15 LA10 Results Comparison – Baseline

Monitoring Location	Period ¹	Long term Night-time LA10 Noise Levels		Difference dB ³
		Baseline	December 2020	
D Black Hill School, Black Hill	Day	N/A ²	58	N/A
	Evening	N/A ²	56	N/A
	Night	N/A ²	48	N/A
F Lot 684 Black Hill Road, Black Hill	Day	51	64	13
	Evening	49	65	16
	Night	48	54	6
G 156 Buchanan Road, Buchanan	Day	N/A ²	75	N/A
	Evening	N/A ²	74	N/A
	Night	N/A ²	45	N/A
I 49 Magnetic Drive, Ashtonfield	Day	50	77	27
	Evening	53	59	6
	Night	47	53	6
L 65 Tipperary Drive, Ashtonfield	Day	N/A ²	50	N/A
	Evening	N/A ²	49	N/A
	Night	N/A ²	49	N/A
J 220 Parish Drive, Thornton	Day	51	65	14
	Evening	49	71	22
	Night	48	50	2

Note 1: Periods are as detailed in the Industrial Noise Policy (INP) and are Daytime - 7.00 am to 6.00 pm Monday to Saturday, 8.00 am to 6.00 pm Sunday; Evening - 6.00 pm 10.00 pm; Night - 10.00 pm to 7.00 am pm Monday to Saturday, 10.00 pm to 8.00 am Sunday.

Note 2: No data was available during baseline measurements, no comparisons can be made.

Note 3: Rounded to the nearest whole dB.

5.2.2.2 Previous Half-year

Table 16 presents the ambient LA10 noise levels recorded for the current monitoring period compared to those measured during the previous monitoring period.

Table 16 LA10 Results Comparison – Previous Half-year

Monitoring Location	Period ¹	Long term Night-time LA10 Noise Levels		Difference dB ²
		June 2020	December2020	
D Black Hill School, Black Hill	Day	57	58	1
	Evening	46	56	10
	Night	43	48	6
F Lot 684 Black Hill Road, Black Hill	Day	59	64	5
	Evening	55	65	10
	Night	52	54	2
G 156 Buchanan Road, Buchanan	Day	0	75	75
	Evening	0	74	74
	Night	0	45	45
I 49 Magnetic Drive, Ashtonfield	Day	60	77	17
	Evening	48	59	11
	Night	41	53	12
L 65 Tipperary Drive, Ashtonfield	Day	53	50	-3
	Evening	47	49	2
	Night	37	49	12
J 220 Parish Drive, Thornton	Day	47	65	18
	Evening	46	71	25
	Night	45	50	5

Note 1: Periods are as detailed in the Industrial Noise Policy (INP) and are Daytime - 7.00 am to 6.00 pm Monday to Saturday, 8.00 am to 6.00 pm Sunday; Evening - 6.00 pm 10.00 pm; Night - 10.00 pm to 7.00 am pm Monday to Saturday, 10.00 pm to 8.00 am Sunday.

Note 2: Rounded to the nearest whole dB.

5.2.2.3 Coinciding Period Last Year

Table 17 presents the ambient LA10 noise levels recorded for the current monitoring period compared to those measured during the coinciding monitoring period last year.

Table 17 LA10 Result Comparison – Coinciding Period Last Year

Monitoring Location	Period ¹	Long term Night-time LA10 Noise Levels		Difference dB ²
		June 2019	June 2020	
D Black Hill School, Black Hill	Day	No result	58	-
	Evening	No result	56	-
	Night	No result	48	-
F Lot 684 Black Hill Road, Black Hill	Day	63	64	1
	Evening	60	65	4
	Night	57	54	-2
G 156 Buchanan Road, Buchanan	Day	52	75	23
	Evening	46	74	27
	Night	41	45	4
I 49 Magnetic Drive, Ashtonfield	Day	58	77	19
	Evening	53	59	6
	Night	42	53	11
L 65 Tipperary Dr, Ashtonfield	Day	49	50	1
	Evening	48	49	1
	Night	45	49	4
J 220 Parish Drive, Thornton	Day	48	65	17
	Evening	44	71	26
	Night	38	50	11

Note 1: Periods are as detailed in the Industrial Noise Policy (INP) and are Daytime - 7.00 am to 6.00 pm Monday to Saturday, 8.00 am to 6.00 pm Sunday; Evening - 6.00 pm to 10.00 pm; Night - 10.00 pm to 7.00 am Monday to Saturday, 10.00 pm to 8.00 am Sunday.

Note 2: Rounded to the nearest whole dB.

5.3 Rail Noise Monitoring

In order to determine compliance with the rail noise criteria, a noise logger was positioned at Location J. The train loading times during the noise monitoring period are presented in **Table 18**.

Table 18 Coal Train Loading Operations Log

Date	Coal Train Loading Time	Period
21/12/2020	06:53-13:15	Night and Day
22/12/2020	11:41-16:20	Day

The measured $L_{Aeq(period)}$ noise level for each period from rail traffic at Location J are presented in **Table 19**.

Table 19 Rail Noise Impact Monitoring Results

Location	Date	Period	Measured $L_{Aeq(period)}$	Criteria $L_{Aeq(period)}$	Compliance
J	21/12/2020 ¹	Night	30	40	Yes
	21/12/2020	Day	37	55	Yes
	22/12/2020	Day	44	55	Yes

Note 1 Movement occurred coinciding the night period of the 20/12/20 (i.e 22:00 20/12/2020 to 07:00 21/12/2020)

Results presented in **Table 19** indicate that rail noise levels from the Bloomfield Rail Spur were in compliance with the Abel Mine Project Approval during the noise monitoring period.

6 Conclusion

SLR was engaged by Donaldson Coal Pty Ltd to conduct half-yearly noise monitoring surveys for Donaldson Coal Mine and Abel Coal Mine in accordance with the NMP, dated 3 June 2019.

Abel mine was placed in Care & Maintenance on 28th April 2016 and there were no operations onsite, excluding that from the Bloomfield CHPP which operates under the Abel Coal Mine project consent conditions.

Operator-attended and unattended noise measurements were conducted for the December 2020 half at six focus locations surrounding the mine.

Abel portal operations were not observed to be audible at any locations during the monitoring period with CHPP operations audible at Location L during the daytime attended noise survey. Contributed noise levels from Abel Mine did not exceed noise emission goals and compliance with the Abel Mine *Project Approval* was indicated at all locations.

A comparison of ambient LA_{10} and LA_{90} noise levels recorded during the current monitoring period (December 2020), the baseline monitoring period, the last monitoring period (June 2020), and the coinciding monitoring period from last year (December 2019) has been conducted.

Rail noise levels from the Bloomfield Rail Spur were considered to be in compliance with the Abel Mine Project Approval during the noise monitoring period.

APPENDIX A

Acoustic Terminology

1. Sound Level or Noise Level

The terms ‘sound’ and ‘noise’ are almost interchangeable, except that ‘noise’ often refers to unwanted sound.

Sound (or noise) consists of minute fluctuations in atmospheric pressure. The human ear responds to changes in sound pressure over a very wide range with the loudest sound pressure to which the human ear can respond being ten million times greater than the softest. The decibel (abbreviated as dB) scale reduces this ratio to a more manageable size by the use of logarithms.

The symbols SPL, L or LP are commonly used to represent Sound Pressure Level. The symbol LA represents A-weighted Sound Pressure Level. The standard reference unit for Sound Pressure Levels expressed in decibels is 2×10^{-5} Pa.

2. ‘A’ Weighted Sound Pressure Level

The overall level of a sound is usually expressed in terms of dBA, which is measured using a sound level meter with an ‘A-weighting’ filter. This is an electronic filter having a frequency response corresponding approximately to that of human hearing.

People’s hearing is most sensitive to sounds at mid frequencies (500 Hz to 4,000 Hz), and less sensitive at lower and higher frequencies. Different sources having the same dBA level generally sound about equally loud.

A change of 1 dB or 2 dB in the level of a sound is difficult for most people to detect, whilst a 3 dB to 5 dB change corresponds to a small but noticeable change in loudness. A 10 dB change corresponds to an approximate doubling or halving in loudness. The table below lists examples of typical noise levels.

Sound Pressure Level (dBA)	Typical Source	Subjective Evaluation
130	Threshold of pain	Intolerable
120	Heavy rock concert	Extremely noisy
110	Grinding on steel	
100	Loud car horn at 3 m	Very noisy
90	Construction site with pneumatic hammering	Loud
80	Kerbside of busy street	
70	Loud radio or television	
60	Department store	Moderate to quiet
50	General Office	
40	Inside private office	Quiet to very quiet
30	Inside bedroom	
20	Recording studio	Almost silent

Other weightings (eg B, C and D) are less commonly used than A-weighting. Sound Levels measured without any weighting are referred to as ‘linear’, and the units are expressed as dB(lin) or dB.

3. Sound Power Level

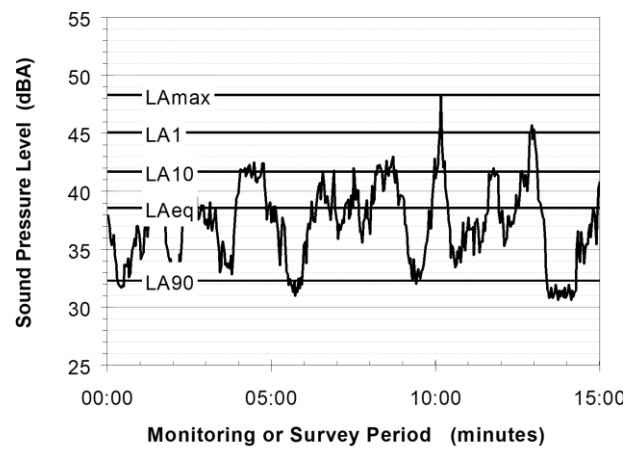
The Sound Power of a source is the rate at which it emits acoustic energy. As with Sound Pressure Levels, Sound Power Levels are expressed in decibel units (dB or dBA), but may be identified by the symbols SWL or LW, or by the reference unit 10^{-12} W.

The relationship between Sound Power and Sound Pressure is similar to the effect of an electric radiator, which is characterised by a power rating but has an effect on the surrounding environment that can be measured in terms of a different parameter, temperature.

4. Statistical Noise Levels

Sounds that vary in level over time, such as road traffic noise and most community noise, are commonly described in terms of the statistical exceedance levels LAN, where LAN is the A-weighted sound pressure level exceeded for N% of a given measurement period. For example, the LA1 is the noise level exceeded for 1% of the time, LA10 the noise exceeded for 10% of the time, and so on.

The following figure presents a hypothetical 15 minute noise survey, illustrating various common statistical indices of interest.



Of particular relevance, are:

- LA1 The noise level exceeded for 1% of the 15 minute interval.
- LA10 The noise level exceeded for 10% of the 15 minute interval. This is commonly referred to as the average maximum noise level.
- LA90 The noise level exceeded for 90% of the sample period. This noise level is described as the average minimum background sound level (in the absence of the source under consideration), or simply the background level.
- LAeq The A-weighted equivalent noise level (basically, the average noise level). It is defined as the steady sound level that contains the same amount of acoustical energy as the corresponding time-varying sound.

5. Frequency Analysis

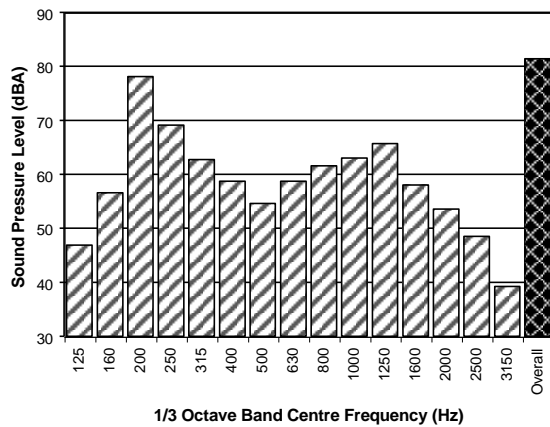
Frequency analysis is the process used to examine the tones (or frequency components) which make up the overall noise or vibration signal.

The units for frequency are Hertz (Hz), which represent the number of cycles per second.

Frequency analysis can be in:

- Octave bands (where the centre frequency and width of each band is double the previous band)
- 1/3 octave bands (three bands in each octave band)
- Narrow band (where the spectrum is divided into 400 or more bands of equal width)

The following figure shows a 1/3 octave band frequency analysis where the noise is dominated by the 200 Hz band. Note that the indicated level of each individual band is less than the overall level, which is the logarithmic sum of the bands.



6. Annoying Noise (Special Audible Characteristics)

A louder noise will generally be more annoying to nearby receivers than a quieter one. However, noise is often also found to be more annoying and result in larger impacts where the following characteristics are apparent:

- **Tonality** - tonal noise contains one or more prominent tones (ie differences in distinct frequency components between adjoining octave or 1/3 octave bands), and is normally regarded as more annoying than 'broad band' noise.
- **Impulsiveness** - an impulsive noise is characterised by one or more short sharp peaks in the time domain, such as occurs during hammering.
- **Intermittency** - intermittent noise varies in level with the change in level being clearly audible. An example would include mechanical plant cycling on and off.
- **Low Frequency Noise** - low frequency noise contains significant energy in the lower frequency bands, which are typically taken to be in the 10 to 160 Hz region.

7. Vibration

Vibration may be defined as cyclic or transient motion. This motion can be measured in terms of its displacement, velocity or acceleration. Most assessments of human response to vibration or the risk of damage to buildings use measurements of vibration velocity. These may be expressed in terms of 'peak' velocity or 'rms' velocity.

The former is the maximum instantaneous velocity, without any averaging, and is sometimes referred to as 'peak particle velocity', or PPV. The latter incorporates 'root mean squared' averaging over some defined time period.

Vibration measurements may be carried out in a single axis or alternatively as triaxial measurements (ie vertical, longitudinal and transverse).

The common units for velocity are millimetres per second (mm/s). As with noise, decibel units can also be used, in which case the reference level should always be stated. A vibration level V , expressed in mm/s can be converted to decibels by the formula $20 \log (V/V_0)$, where V_0 is the reference level (10⁻⁹ m/s). Care is required in this regard, as other reference levels may be used.

8. Human Perception of Vibration

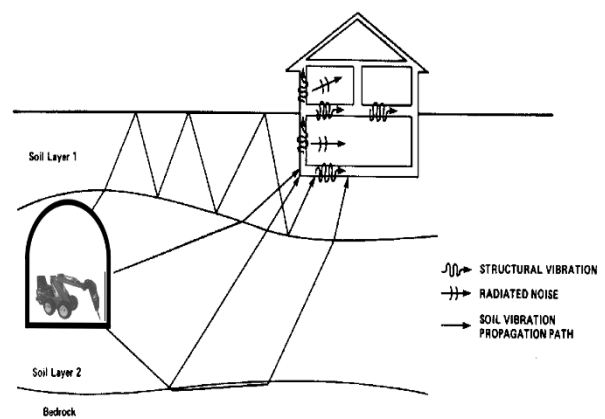
People are able to 'feel' vibration at levels lower than those required to cause even superficial damage to the most susceptible classes of building (even though they may not be disturbed by the motion). An individual's perception of motion or response to vibration depends very strongly on previous experience and expectations, and on other connotations associated with the perceived source of the vibration. For example, the vibration that a person responds to as 'normal' in a car, bus or train is considerably higher than what is perceived as 'normal' in a shop, office or dwelling.

9. Ground-borne Noise, Structure-borne Noise and Regenerated Noise

Noise that propagates through a structure as vibration and is radiated by vibrating wall and floor surfaces is termed 'structure-borne noise', 'ground-borne noise' or 'regenerated noise'. This noise originates as vibration and propagates between the source and receiver through the ground and/or building structural elements, rather than through the air.

Typical sources of ground-borne or structure-borne noise include tunnelling works, underground railways, excavation plant (eg rockbreakers), and building services plant (eg fans, compressors and generators).

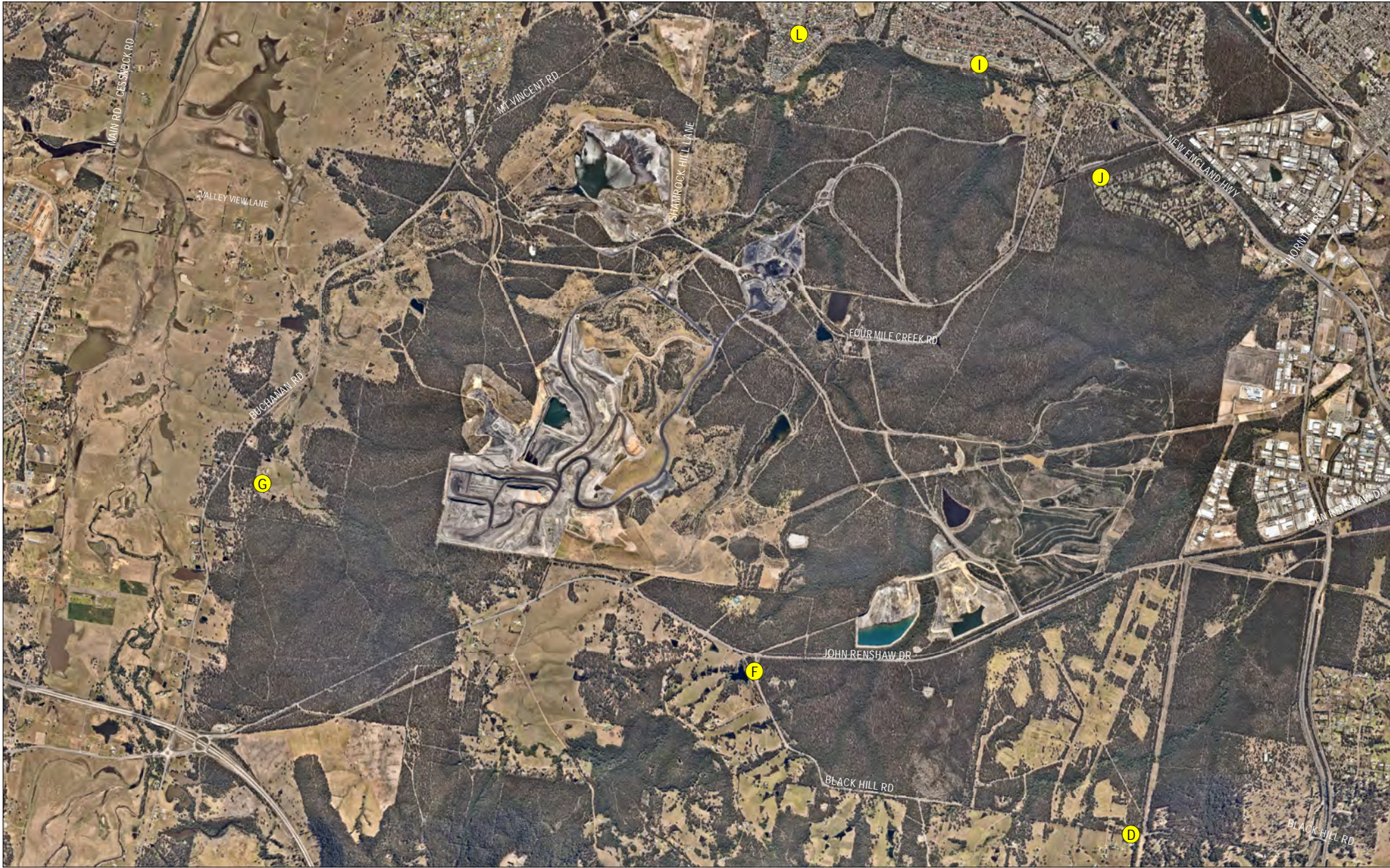
The following figure presents an example of the various paths by which vibration and ground-borne noise may be transmitted between a source and receiver for construction activities occurring within a tunnel.



The term 'regenerated noise' is also used in other instances where energy is converted to noise away from the primary source. One example would be a fan blowing air through a discharge grill. The fan is the energy source and primary noise source. Additional noise may be created by the aerodynamic effect of the discharge grill in the airstream. This secondary noise is referred to as regenerated noise.

APPENDIX B

Noise Monitoring Locations



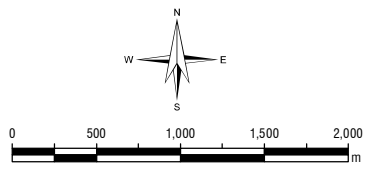
D:\Quirk, Josh\Martin, Davenport\Donaldson\SLR\63001\0530\1201\LAB_MonitoringLocations_01.mxd



10 KINGS ROAD
NEW LAMBTON
NEW SOUTH WALES 2305
AUSTRALIA
T: 61 2 4037 3200
F: 61 2 4037 3201
www.slrconsulting.com

Project No.:	630.01053.01200
Date:	11/01/2018
Drawn by:	NT
Scale:	1:45,000
Sheet Size:	A4
Projection:	GDA 1994 MGA Zone 56

LEGEND
 Noise Monitoring Locations



Donaldson Coal
Noise Monitoring

Noise Monitoring Locations

The content contained within this document may be based on third party data. SLR Consulting Australia Pty Ltd does not guarantee the accuracy of such information.

APPENDIX C

Calibration Certificates

CERTIFICATE OF CALIBRATION

CERTIFICATE No.: **SLM 25532 & FILT 5408**

Equipment Description: Sound Level Meter

Manufacturer: B & K

Model No: 2270 **Serial No:** 2679354

Microphone Type: 4189 **Serial No:** 2695417

Preamplifier Type: ZC0032 **Serial No:** 12254

Filter Type: 1/3 Octave **Serial No:** 2679354

Comments: All tests passed for class 1.
(See over for details)

Owner: SLR Consulting Australia Pty Ltd
Level 2, 2 Lincoln Street
Lane Cove, NSW 2066

Ambient Pressure: 998 hPa ± 1.5 hPa


Temperature: 23 °C $\pm 2^\circ$ C **Relative Humidity:** 26% $\pm 5\%$

Date of Calibration: 09/09/2019 **Issue Date:** 09/09/2019

Acu-Vib Test Procedure: AVP10 (SLM) & AVP06 (Filters)

CHECKED BY: *AKB* **AUTHORISED SIGNATURE:** *Jack Kielt*

Accredited for compliance with ISO/IEC 17025 - Calibration
The results of the tests, calibration and/or measurements included in this document are traceable to Australian/national standards.



HEAD OFFICE
Unit 14, 22 Hudson Ave. Castle Hill NSW 2154
Tel: (02) 96808133 Fax: (02)96808233
Mobile: 0413 809806
web site: www.acu-vib.com.au

Accredited Lab. No. 9262
Acoustic and Vibration
Measurements

Page 1 of 2
AVCERT10 Rev. 1.3 15.05.18

CERTIFICATE NO.: SLM 25532 & FILT 5408

The performance characteristics listed below were tested. The tests are based on the relevant clauses of IEC 61672-3:2013

Tests Performed:	<i>Clause</i>	<i>Result</i>
<i>Absolute Calibration</i>	10	Pass
<i>Acoustical Frequency Weighting</i>	12	Pass
<i>Self Generated Noise</i>	11.1	Entered
<i>Electrical Noise</i>	11.2	Entered
<i>Long Term Stability</i>	15	Pass
<i>Electrical Frequency Weightings</i>	13	Pass
<i>Frequency and Time Weightings</i>	14	Pass
<i>Reference Level Linearity</i>	16	Pass
<i>Range Level Linearity</i>	17	NA
<i>Toneburst</i>	18	Pass
<i>Peak C Sound Level</i>	19	Pass
<i>Overload Indicator</i>	20	Pass
<i>High Level Stability</i>	21	Pass

Statement of Compliance: The sound level meter submitted for testing has successfully completed the class 1 periodic tests of IEC 61672-3:2013, for the environmental conditions under which the tests were performed. As public evidence was available, from an independent organization responsible for approving the results of pattern evaluation tests performed in accordance with IEC 61672-2:2013, to demonstrate that the model of sound level meter fully conformed to the requirements in IEC 61672-1:2013, the sound level meter submitted for testing conforms to the class 1 requirements of IEC61672-1:2013.
A full technical report is available if required.


This Sound Level Meter included an Octave Filter Set. Tests were based on IEC 1260: 1995 and AS/NZS 4476 - 1997 and were conducted to test the following performance characteristics:

1. Relative attenuation clause 5.3

Date of Calibration: 09/09/2019 **Issue Date:** 09/09/2019

Checked by: *AKB*

Accredited for compliance with ISO/IEC 17025 - Calibration
The results of the tests, calibration and/or measurements included in this document are traceable to Australian/national standards.



Accredited Lab. No. 9262
Acoustic and Vibration
Measurements



HEAD OFFICE
Unit 14, 22 Hudson Ave. Castle Hill NSW 2154
Tel: (02) 96808133 Fax: (02)96808233
Mobile: 0413 809806
web site: www.acu-vib.com.au

CERTIFICATE OF CALIBRATION

CERTIFICATE NO: **25534**

EQUIPMENT TESTED: 1/2" Microphone

Manufacturer: B & K

Type No: 4197

Serial No: 3077697 (Part 2)

Owner:

SLR Consulting Australia Pty Ltd
Level 2, 2 Lincoln Street
Lane Cove, NSW 2066

Tests Performed: Acoustic Microphone Frequency
Response with Inverse A Weighting

CONDITION OF TEST:

Ambient Pressure: 997 hPa ± 1.5 hPa **Relative Humidity:** 24% $\pm 5\%$

Temperature: 23 °C $\pm 2^\circ$ C

Date of Calibration: 09/09/2019

Issue Date 09/09/2019

Acu-Vib Test Procedure: AVP05 (Microphone Acoustic Frequency
Response)

CHECKED BY: *IKB* **AUTHORISED SIGNATURE:** *Jack Keelt*

Accredited for compliance with ISO/IEC 17025 - Calibration

The results of the tests, calibration and/or measurements included in this document are traceable to Australian/national standards.

The uncertainties quoted are calculated in accordance with the methods of the ISO Guide to the Uncertainty of Measurement and quoted at a coverage factor of 2 with a confidence interval of approximately 95%.



Accredited Lab. 9262
Acoustic and Vibration
Measurements



HEAD OFFICE
Unit 14, 22 Hudson Ave. Castle Hill NSW 2154
Tel: (02) 96808133 Fax: (02)96808233
Mobile: 0413 809806
Web site: www.acu-vib.com.au

Acoustic Tests, Microphone response

Job No: 13678

Test No: 255334

Microphone type: B&K 4197

Serial No, : 3077697 (Part 2)

Preamplifier type: 2683

Serial No. : 2792513

SLM body (if appropriate): SVAN 912 AE

Serial No: 4396

Ambient Temperature: 23C \pm 2° C, Relative Humidity: 997 RH \pm 5% RH,Ambient Pressure: 24 hPa \pm 1.5 hPa

Frequency Hz	Deviation re 1 kHz	Type 2 Tol.	Type 1 Tol.	U95 dB	P/F
31.5 Hz	0.11dB	\pm 3.0 dB	\pm 1.5 dB dB	0.12	P
63 Hz	-0.01dB	\pm 2.0 dB	\pm 1.5 dB dB	0.10	P
125 Hz	-0.08dB	\pm 1.5 dB	\pm 1.0 dB dB	0.09	P
250 Hz	-0.15dB	\pm 1.5 dB	\pm 1.0 dB dB	0.09	P
500 Hz	-0.14dB	\pm 1.5 dB	\pm 1.0 dB dB	0.09	P
1 kHz Ref	0.00dB	\pm 1.5 dB	\pm 1.0 dB dB	0.09	P
2 kHz	0.05dB	\pm 2.0 dB	\pm 1.0 dB dB	0.07	P
4 kHz	-0.25dB	\pm 3.0 dB	\pm 1.0 dB dB	0.13	P
8 kHz	-0.21dB	\pm 5.0 dB	+1.5;-3.0 dB	0.13	P
12.5 kHz	-0.10dB	+ 5.0; - ∞ dB	+3.0;-6.0 dB	0.19	P
16 kHz	0.61dB	+ 5.0; - ∞ dB	+ 3.0; - ∞ dB	0.30	P

Tolerances from AS1259-1990 part 1, (IEC 60651).

Notes:

Signed (Testing Officer)



Date:09/09/2019

Checked by:



Date:09/09/2019

Acoustic test WS 1 results

CERTIFICATE OF CALIBRATION

CERTIFICATE NO: 25533

EQUIPMENT TESTED: 1/2" Microphone

Manufacturer: B & K

Type No: 4197

Serial No: 3077697 (Part 1)

Owner: SLR Consulting Australia Pty Ltd
Level 2, 2 Lincoln Street
Lane Cove, NSW 2066

Tests Performed: Acoustic Microphone Frequency
Response with Inverse A Weighting

CONDITION OF TEST:

Ambient Pressure: 997 hPa ± 1.5 hPa **Relative Humidity:** 24% $\pm 5\%$

Temperature: 23 °C $\pm 2^\circ$ C

Date of Calibration: 09/09/2019

Issue Date 09/09/2019

Acu-Vib Test Procedure: AVP05 (Microphone Acoustic Frequency
Response)

CHECKED BY: *RKB*

AUTHORISED SIGNATURE:

Jack Rielt

Accredited for compliance with ISO/IEC 17025 - Calibration

The results of the tests, calibration and/or measurements included in this document are traceable to Australian/national standards.

The uncertainties quoted are calculated in accordance with the methods of the ISO Guide to the Uncertainty of Measurement and quoted at a coverage factor of 2 with a confidence interval of approximately 95%.



Accredited Lab. 9262
Acoustic and Vibration
Measurements



HEAD OFFICE
Unit 14, 22 Hudson Ave. Castle Hill NSW 2154
Tel: (02) 96808133 Fax: (02) 96808233
Mobile: 0413 809806
Web site: www.acu-vib.com.au

Acoustic Tests, Microphone response

Job No: 13678

Test No: 25533

Microphone type: B&K 4197

Serial No.: 3077697 (Part 1)

Preamplifier type: 2683

Serial No. : 2792513

SLM body (if appropriate): SVAN 912 AE

Serial No: 4396


Ambient Temperature: 23C \pm 2° C, Relative Humidity: 99% RH \pm 5% RH,Ambient Pressure: 24 hPa \pm 1.5 hPa

Frequency Hz	Deviation re 1 kHz	Type 2 Tol.	Type 1 Tol.	U95 dB	P/F
31.5 Hz	0.11dB	\pm 3.0 dB	\pm 1.5 dB dB	0.12	P
63 Hz	-0.11dB	\pm 2.0 dB	\pm 1.5 dB dB	0.10	P
125 Hz	-0.18dB	\pm 1.5 dB	\pm 1.0 dB dB	0.09	P
250 Hz	-0.25dB	\pm 1.5 dB	\pm 1.0 dB dB	0.09	P
500 Hz	-0.24dB	\pm 1.5 dB	\pm 1.0 dB dB	0.09	P
1 kHz Ref	0.00dB	\pm 1.5 dB	\pm 1.0 dB dB	0.09	P
2 kHz	0.05dB	\pm 2.0 dB	\pm 1.0 dB dB	0.07	P
4 kHz	-0.25dB	\pm 3.0 dB	\pm 1.0 dB dB	0.13	P
8 kHz	-0.31dB	\pm 5.0 dB	+1.5;-3.0 dB	0.13	P
12.5 kHz	-0.20dB	+ 5.0; - ∞ dB	+3.0;-6.0 dB	0.19	P
16 kHz	0.51dB	+ 5.0; - ∞ dB	+ 3.0; - ∞ dB	0.30	P

Tolerances from AS1259-1990 part 1, (IEC 60651).

Notes:

Signed (Testing Officer)



Date:09/09/2019

Checked by:



Date:09/09/2019

Acoustic test WS 1 results

CERTIFICATE OF CALIBRATION

COPY

CERTIFICATE No.: **SLM 42286**

Equipment Description: Noise Logger

Manufacturer: ARL

Model No: EL-316 **Serial No:** 16-203-508

Microphone Type: MP-201 **Serial No:** 550504

Preamplifier Type: NH-17 **Serial No:** 27474

Comments: All tests passed for type 1.
(See over for details)

Owner: SLR Consulting Australia Pty Ltd
120 High Street
North Sydney, NSW 2060

Ambient Pressure: 1010 hPa \pm 1.5 hPa

Temperature: 23°C \pm 2° C **Relative Humidity:** 42% \pm 5%

Date of Calibration: 15/06/2020 **Issue Date:** 16/06/2020

Acu-Vib Test Procedure: AVP05 (SLM)

CHECKED BY: *[Signature]* **AUTHORISED SIGNATURE:** *[Signature]*
Jack Kieft

Accredited for compliance with ISO/IEC 17025 - Calibration
Results of the tests, calibration and/or measurements included in this document are traceable to SI units. Reference equipment has been calibrated by the Australian National Measurement Institute or NATA accredited laboratories.

The uncertainties quoted are calculated in accordance with the methods of the ISO Guide to the Uncertainty of Measurement and quoted at a coverage factor of 2 with a confidence interval of approximately 95%.



Accredited Lab. No. 9262
Acoustic and Vibration
Measurements



HEAD OFFICE
Unit 14, 22 Hudson Ave. Castle Hill NSW 2154
Tel: (02) 96808133 Fax: (02) 96808233
Mobile: 0413 809806
web site: www.acu-vib.com.au

CERTIFICATE NO.: SLM 42286

The performance characteristics listed below were tested. The tests are based on the relevant clauses of A.S. 1259.1 and A.S. 1259.2 - 1990

1. RMS Performance	clause 10.4.5
2. Time Weighting Response, F&S	clause 10.4.2
3. Time Weighting I	clause 10.4.3 N/A
4. Time Weighting P	clause 10.4.4 N/A
5. Input Attenuator Accuracy	clause 10.3.3
6. Detector & Differential Linearity	clause 10.4.1
7. Weighting Networks & Linearity	clause 10.2.3
8. Overload Indication	clause 10.3.2
9. AC Output & Weighted Noise Level	clause 11. (c). (ii) 10.3.4
10. Time Averaging	clause 9.3.2
11. Absolute Sensitivity	clause 10.2.2

Note: Absolute Sensitivity as found was 94.0 dB and adjusted to 94.0 dB

Uncertainty: ± 0.13 dB (at 95% c.l.) $k=2$

Date of Calibration: 15/06/2020 **Issue Date:** 16/06/2020

Checked by: *[Signature]*

Accredited for compliance with ISO/IEC 17025 - Calibration

Results of the tests, calibration and/or measurements included in this document are traceable to SI units. Reference equipment has been calibrated by the Australian National Measurement Institute or NATA accredited laboratories.

The uncertainties quoted are calculated in accordance with the methods of the ISO Guide to the Uncertainty of Measurement and quoted at a coverage factor of 2 with a confidence interval of approximately 95%.



Accredited Lab. No. 9262
Acoustic and Vibration
Measurements



HEAD OFFICE
Unit 14, 22 Hudson Ave. Castle Hill NSW 2154
Tel: (02) 96808133 Fax: (02)96808233
Mobile: 0413 809806
web site: www.acu-vib.com.au

CERTIFICATE OF CALIBRATION

CERTIFICATE NO.: **SLM 26637 & FILT 5714**

Equipment Description: Sound & Vibration Analyser

Manufacturer: Svantek

Model No: Svan-957 **Serial No:** 20674

Microphone Type: 7052E **Serial No:** 62914

Preamplifier Type: SV12L **Serial No:** 49862

Filter Type: 1/3 Octave **Serial No:** 20674

Comments: All tests passed for class 1.
(See over for details)

Owner: SLR Consulting Australia Pty Ltd
Level 2, 2 Lincoln Street
Lane Cove, NSW 2066

Ambient Pressure: 1012 hPa ± 1.5 hPa

Temperature: 23 °C $\pm 2^\circ$ C **Relative Humidity:** 60% $\pm 5\%$

Date of Calibration: 26/03/2020 **Issue Date:** 30/03/2020


Acu-Vib Test Procedure: AVP10 (SLM) & AVP06 (Filters)

CHECKED BY: *JRB*

AUTHORISED SIGNATURE:

Helen Soe

Accredited for compliance with ISO/IEC 17025 - Calibration
The results of the tests, calibration and/or measurements included in this document are traceable to Australian/national standards.



ACU-VIB
ELECTRONICS

HEAD OFFICE
Unit 14, 22 Hudson Ave. Castle Hill NSW 2154
Tel: (02) 96808133 Fax: (02) 96808233
Mobile: 0413 809806
web site: www.acu-vib.com.au

Accredited Lab. No. 9262
Acoustic and Vibration
Measurements

Page 1 of 2
AVCERT10 Rev. 1.3 15.05.18

CERTIFICATE NO.: SLM 26637 & FILT 5714

The performance characteristics listed below were tested. The tests are based on the relevant clauses of IEC 61672-3:2013

Tests Performed:	<i>Clause</i>	<i>Result</i>
<i>Absolute Calibration</i>	10	Pass
<i>Acoustical Frequency Weighting</i>	12	Pass
<i>Self Generated Noise</i>	11.1	Observed
<i>Electrical Noise</i>	11.2	Observed
<i>Long Term Stability</i>	15	Pass
<i>Electrical Frequency Weightings</i>	13	Pass
<i>Frequency and Time Weightings</i>	14	Pass
<i>Reference Level Linearity</i>	16	Pass
<i>Range Level Linearity</i>	17	Pass
<i>Toneburst</i>	18	Pass
<i>Peak C Sound Level</i>	19	Pass
<i>Overload Indicator</i>	20	Pass
<i>High Level Stability</i>	21	Pass

Statement of Compliance: The sound level meter submitted for testing has successfully completed the class 1 periodic tests of IEC 61672-3:2013, for the environmental conditions under which the tests were performed. As public evidence was available, from an independent organization responsible for approving the results of pattern evaluation tests performed in accordance with IEC 61672-2:2013, to demonstrate that the model of sound level meter fully conformed to the requirements in IEC 61672-1:2013, the sound level meter submitted for testing conforms to the class 1 requirements of IEC61672-1:2013.
A full technical report is available if required.


This Sound Level Meter included an Octave Filter Set. Tests were based on IEC 1260: 1995 and AS/NZS 4476 - 1997 and were conducted to test the following performance characteristics:

1. Relative attenuation clause 5.3

Date of Calibration: 26/03/2020 **Issue Date:** 30/03/2020

Checked by: *AKB*

Accredited for compliance with ISO/IEC 17025 - Calibration
The results of the tests, calibration and/or measurements included in this document are traceable to Australian/national standards.



Accredited Lab. No. 9262
Acoustic and Vibration
Measurements



HEAD OFFICE
Unit 14, 22 Hudson Ave. Castle Hill NSW 2154
Tel: (02) 96808133 Fax: (02)96808233
Mobile: 0413 809806
web site: www.acu-vib.com.au

CERTIFICATE OF CALIBRATION

CERTIFICATE No.: **SLM 24613 & FILT 5164**

Equipment Description: Sound & Vibration Analyser

Manufacturer: Svantek

Model No: Svan-957 **Serial No:** 23241

Microphone Type: 7052H **Serial No:** 43035

Preamplifier Type: SV12L **Serial No:** 29858

Filter Type: 1/3 Octave **Serial No:** 23241

Comments: All tests passed for class 1.
(See over for details)

Owner: SLR Consulting Australia Pty Ltd
Level 2, 2 Lincoln Street
Lane Cove, NSW 2066

Ambient Pressure: 1003 hPa \pm 1.5 hPa

Temperature: 23 °C \pm 2° C **Relative Humidity:** 65% \pm 5%

Date of Calibration: 03/05/2019 **Issue Date:** 09/05/2019

Acu-Vib Test Procedure: AVP10 (SLM) & AVP06 (Filters)

CHECKED BY: *YKB*

AUTHORISED SIGNATURE:

Jack Kiehl

Accredited for compliance with ISO/IEC 17025 - Calibration

The results of the tests, calibration and/or measurements included in this document are traceable to Australian/national standards.



ACU-VIB
ELECTRONICS

HEAD OFFICE

Unit 14, 22 Hudson Ave. Castle Hill NSW 2154

Tel: (02) 96808133 Fax: (02)96808233

Mobile: 0413 809806

web site: www.acu-vib.com.au

Accredited Lab. No. 9262
Acoustic and Vibration
Measurements

Page 1 of 2
AVCERT10 Rev. 1.3 15.05.18

CERTIFICATE NO.: SLM 24613 & FILT 5164

The performance characteristics listed below were tested. The tests are based on the relevant clauses of IEC 61672-3:2013

Tests Performed:	<i>Clause</i>	<i>Result</i>
<i>Absolute Calibration</i>	10	Pass
<i>Acoustical Frequency Weighting</i>	12	Pass
<i>Self Generated Noise</i>	11.1	Entered
<i>Electrical Noise</i>	11.2	Entered
<i>Long Term Stability</i>	15	Pass
<i>Electrical Frequency Weightings</i>	13	Pass
<i>Frequency and Time Weightings</i>	14	Pass
<i>Reference Level Linearity</i>	16	Pass
<i>Range Level Linearity</i>	17	Pass
<i>Toneburst</i>	18	Pass
<i>Peak C Sound Level</i>	19	Pass
<i>Overload Indicator</i>	20	Pass
<i>High Level Stability</i>	21	Pass

Statement of Compliance: The sound level meter submitted for testing has successfully completed the class 1 periodic tests of IEC 61672-3:2013, for the environmental conditions under which the tests were performed. As public evidence was available, from an independent organization responsible for approving the results of pattern evaluation tests performed in accordance with IEC 61672-2:2013, to demonstrate that the model of sound level meter fully conformed to the requirements in IEC 61672-1:2013, the sound level meter submitted for testing conforms to the class 1 requirements of IEC61672-1:2013.
A full technical report is available if required.

This Sound Level Meter included an Octave Filter Set. Tests were based on IEC 1260: 1995 and AS/NZS 4476 - 1997 and were conducted to test the following performance characteristics:

1. Relative attenuation clause 5.3

Date of Calibration: 03/05/2019 **Issue Date:** 09/05/2019

Checked by: *LAB*

Accredited for compliance with ISO/IEC 17025 - Calibration

The results of the tests, calibration and/or measurements included in this document are traceable to Australian/national standards.



Accredited Lab. No. 9262
Acoustic and Vibration
Measurements



HEAD OFFICE
Unit 14, 22 Hudson Ave. Castle Hill NSW 2154
Tel: (02) 96808133 Fax: (02)96808233
Mobile: 0413 809806
web site: www.acu-vib.com.au

CERTIFICATE OF CALIBRATION

CERTIFICATE No.: **SLM 25252 & FILT 5338**

Equipment Description: Sound & Vibration Analyser

Manufacturer: Svantek

Model No: Svan-957 **Serial No:** 23245

Microphone Type: 7052H **Serial No:** 40560

Preamplifier Type: SV12L **Serial No:** 22154

Filter Type: 1/3 Octave **Serial No:** 23245

Comments: All tests passed for class 1.
(See over for details)

Owner: SLR Consulting Australia Pty Ltd
Level 2, 2 Lincoln Street
Lane Cove, NSW 2066

Ambient Pressure: 1004 hPa \pm 1.5 hPa


Temperature: 25 °C \pm 2° C **Relative Humidity:** 33% \pm 5%

Date of Calibration: 29/07/2019 **Issue Date:** 29/07/2019

Acu-Vib Test Procedure: AVP10 (SLM) & AVP06 (Filters)

CHECKED BY: *LRB* **AUTHORISED SIGNATURE:** *Jack Kielt*

Accredited for compliance with ISO/IEC 17025 - Calibration
The results of the tests, calibration and/or measurements included in this document are traceable to Australian/national standards.



ACU-VIB
ELECTRONICS

HEAD OFFICE
Unit 14, 22 Hudson Ave. Castle Hill NSW 2154
Tel: (02) 96808133 Fax: (02)96808233
Mobile: 0413 809806
web site: www.acu-vib.com.au

Accredited Lab. No. 9262
Acoustic and Vibration
Measurements

Page 1 of 2
AVCERT10 Rev. 1.3 15.05.18

CERTIFICATE NO.: SLM 25252 & FILT 5338

The performance characteristics listed below were tested. The tests are based on the relevant clauses of IEC 61672-3:2013

Tests Performed:	<i>Clause</i>	<i>Result</i>
<i>Absolute Calibration</i>	10	Pass
<i>Acoustical Frequency Weighting</i>	12	Pass
<i>Self Generated Noise</i>	11.1	Entered
<i>Electrical Noise</i>	11.2	Entered
<i>Long Term Stability</i>	15	Pass
<i>Electrical Frequency Weightings</i>	13	Pass
<i>Frequency and Time Weightings</i>	14	Pass
<i>Reference Level Linearity</i>	16	Pass
<i>Range Level Linearity</i>	17	Pass
<i>Toneburst</i>	18	Pass
<i>Peak C Sound Level</i>	19	Pass
<i>Overload Indicator</i>	20	Pass
<i>High Level Stability</i>	21	Pass

Statement of Compliance: The sound level meter submitted for testing has successfully completed the class 1 periodic tests of IEC 61672-3:2013, for the environmental conditions under which the tests were performed. As public evidence was available, from an independent organization responsible for approving the results of pattern evaluation tests performed in accordance with IEC 61672-2:2013, to demonstrate that the model of sound level meter fully conformed to the requirements in IEC 61672-1:2013, the sound level meter submitted for testing conforms to the class 1 requirements of IEC61672-1:2013.
A full technical report is available if required.

This Sound Level Meter included an Octave Filter Set. Tests were based on IEC 1260: 1995 and AS/NZS 4476 - 1997 and were conducted to test the following performance characteristics:


1. Relative attenuation clause 5.3

Date of Calibration: 29/07/2019 **Issue Date:** 29/07/2019

Checked by: *JTB*

Accredited for compliance with ISO/IEC 17025 - Calibration

The results of the tests, calibration and/or measurements included in this document are traceable to Australian/national standards.



Accredited Lab. No. 9262
Acoustic and Vibration
Measurements



HEAD OFFICE
Unit 14, 22 Hudson Ave. Castle Hill NSW 2154
Tel: (02) 96808133 Fax: (02)96808233
Mobile: 0413 809806
web site: www.acu-vib.com.au

CERTIFICATE OF CALIBRATION

CERTIFICATE No.: SLM 27362 & FILT 5903

Equipment Description: Sound & Vibration Analyser

Manufacturer: Svantek

Model No: Svan-957 **Serial No:** 27578

Microphone Type: 7052E **Serial No:** 50612

Preamplifier Type: SV12L **Serial No:** 29834

Filter Type: 1/1 Octave **Serial No:** 27578

Comments: All tests passed for class 1.
(See over for details)

Owner: SLR Consulting Australia Pty Ltd
120 High Street
North Sydney, NSW 2060

Ambient Pressure: 1006 hPa \pm 1.5 hPa

Temperature: 24 °C \pm 2° C **Relative Humidity:** 38% \pm 5%

Date of Calibration: 17/07/2020 **Issue Date:** 20/07/2020

Acu-Vib Test Procedure: AVP10 (SLM) & AVP06 (Filters)

CHECKED BY: *IK* **AUTHORISED SIGNATURE:** *Jack Kielt*

Accredited for compliance with ISO/IEC 17025 - Calibration

The results of the tests, calibration and/or measurements included in this document are traceable to Australian/national standards.



Accredited Lab. No. 9262
Acoustic and Vibration
Measurements



HEAD OFFICE
Unit 14, 22 Hudson Ave. Castle Hill NSW 2154
Tel: (02) 96808133 Fax: (02)96808233
Mobile: 0413 809806
web site: www.acu-vib.com.au

CERTIFICATE NO.: SLM 27362 & FILT 5903

The performance characteristics listed below were tested. The tests are based on the relevant clauses of IEC 61672-3:2013

Tests Performed:	<i>Clause</i>	<i>Result</i>
<i>Absolute Calibration</i>	10	Pass
<i>Acoustical Frequency Weighting</i>	12	Pass
<i>Self Generated Noise</i>	11.1	Observed
<i>Electrical Noise</i>	11.2	Observed
<i>Long Term Stability</i>	15	Pass
<i>Electrical Frequency Weightings</i>	13	Pass
<i>Frequency and Time Weightings</i>	14	Pass
<i>Reference Level Linearity</i>	16	Pass
<i>Range Level Linearity</i>	17	Pass
<i>Toneburst</i>	18	Pass
<i>Peak C Sound Level</i>	19	Pass
<i>Overload Indicator</i>	20	Pass
<i>High Level Stability</i>	21	Pass

Statement of Compliance: The sound level meter submitted for testing has successfully completed the class 1 periodic tests of IEC 61672-3:2013, for the environmental conditions under which the tests were performed. As public evidence was available, from an independent organization responsible for approving the results of pattern evaluation tests performed in accordance with IEC 61672-2:2013, to demonstrate that the model of sound level meter fully conformed to the requirements in IEC 61672-1:2013, the sound level meter submitted for testing conforms to the class 1 requirements of IEC61672-1:2013.

This Sound Level Meter included an Octave Filter Set. Tests were based on IEC 1260: 1995 and AS/NZS 4476 - 1997 and were conducted to test the following performance characteristics:

1. Relative attenuation clause 5.3

A full technical report is available if required.

Date of Calibration: 17/07/2020 Issue Date: 20/07/2020

Accredited for compliance with ISO/IEC 17025 - Calibration
The results of the tests, calibration and/or measurements included in this document are traceable to Australian/national standards.

CERTIFICATE OF CALIBRATION

CERTIFICATE No.: **SLM 26806 & FILT 5766**

Equipment Description: Sound & Vibration Analyser

Manufacturer: Svantek

Model No: Svan-957 **Serial No:** 27580

Microphone Type: 7052H **Serial No:** 43253

Preamplifier Type: SV12L **Serial No:** 29842

Filter Type: 1/3 Octave **Serial No:** 27580

Comments: All tests passed for class 1.
(See over for details)

Owner: SLR Consulting Australia Pty Ltd
120 High Street
North Sydney, NSW 2060

Ambient Pressure: 992 hPa ± 1.5 hPa


Temperature: 22 °C $\pm 2^\circ$ C **Relative Humidity:** 63% $\pm 5\%$

Date of Calibration: 30/04/2020 **Issue Date:** 30/04/2020

Acu-Vib Test Procedure: AVP10 (SLM) & AVP06 (Filters)

CHECKED BY: *JAB* **AUTHORISED SIGNATURE:** *Bruce Meldrum*
Bruce Meldrum

Accredited for compliance with ISO/IEC 17025 - Calibration
The results of the tests, calibration and/or measurements included in this document are traceable to Australian/national standards.



Accredited Lab. No. 9262
Acoustic and Vibration
Measurements



HEAD OFFICE
Unit 14, 22 Hudson Ave. Castle Hill NSW 2154
Tel: (02) 96808133 Fax: (02)96808233
Mobile: 0413 809806
web site: www.acu-vib.com.au

CERTIFICATE NO.: SLM 26806 & FILT 5766

The performance characteristics listed below were tested. The tests are based on the relevant clauses of IEC 61672-3:2013

Tests Performed:	<i>Clause</i>	<i>Result</i>
<i>Absolute Calibration</i>	10	Pass
<i>Acoustical Frequency Weighting</i>	12	Pass
<i>Self Generated Noise</i>	11.1	Observed
<i>Electrical Noise</i>	11.2	Observed
<i>Long Term Stability</i>	15	Pass
<i>Electrical Frequency Weightings</i>	13	Pass
<i>Frequency and Time Weightings</i>	14	Pass
<i>Reference Level Linearity</i>	16	Pass
<i>Range Level Linearity</i>	17	Pass
<i>Toneburst</i>	18	Pass
<i>Peak C Sound Level</i>	19	Pass
<i>Overload Indicator</i>	20	Pass
<i>High Level Stability</i>	21	Pass

Statement of Compliance: The sound level meter submitted for testing has successfully completed the class 1 periodic tests of IEC 61672-3:2013, for the environmental conditions under which the tests were performed. As public evidence was available, from an independent organization responsible for approving the results of pattern evaluation tests performed in accordance with IEC 61672-2:2013, to demonstrate that the model of sound level meter fully conformed to the requirements in IEC 61672-1:2013, the sound level meter submitted for testing conforms to the class 1 requirements of IEC61672-1:2013.

This Sound Level Meter included an Octave Filter Set. Tests were based on IEC 1260: 1995 and AS/NZS 4476 - 1997 and were conducted to test the following performance characteristics:

1. Relative attenuation clause 5.3

A full technical report is available if required.

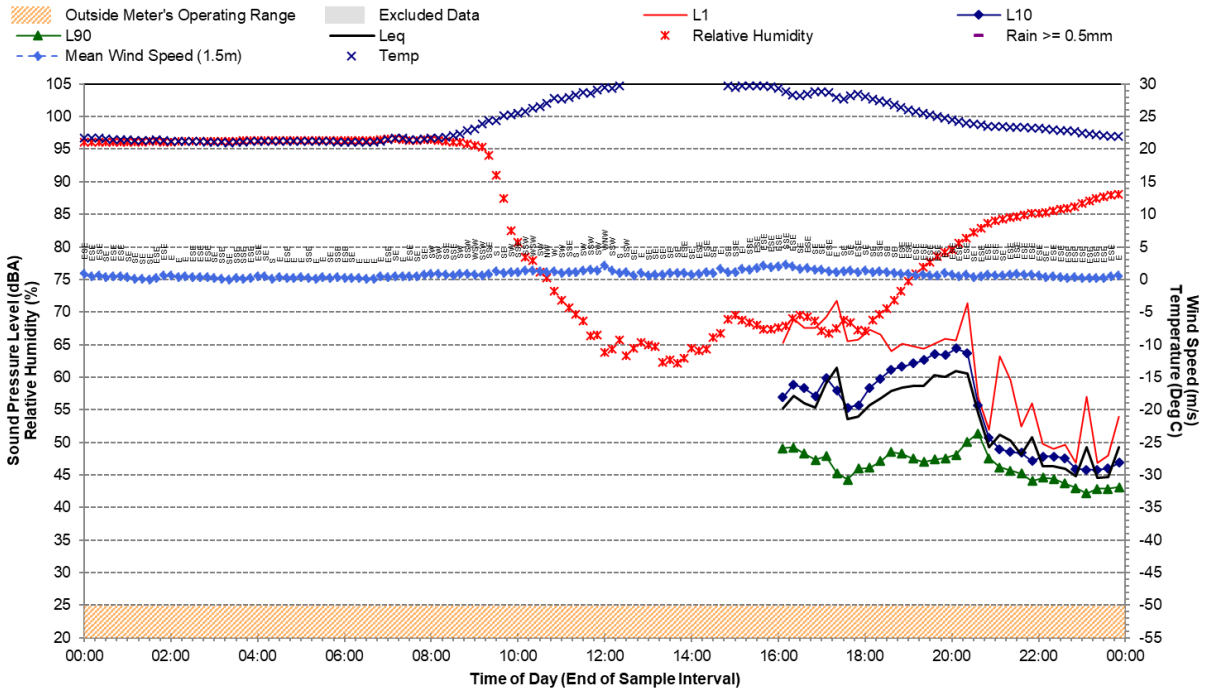
Date of Calibration: 30/04/2020 Issue Date: 30/04/2020

Accredited for compliance with ISO/IEC 17025 - Calibration
The results of the tests, calibration and/or measurements included in this document are traceable to Australian/national standards.

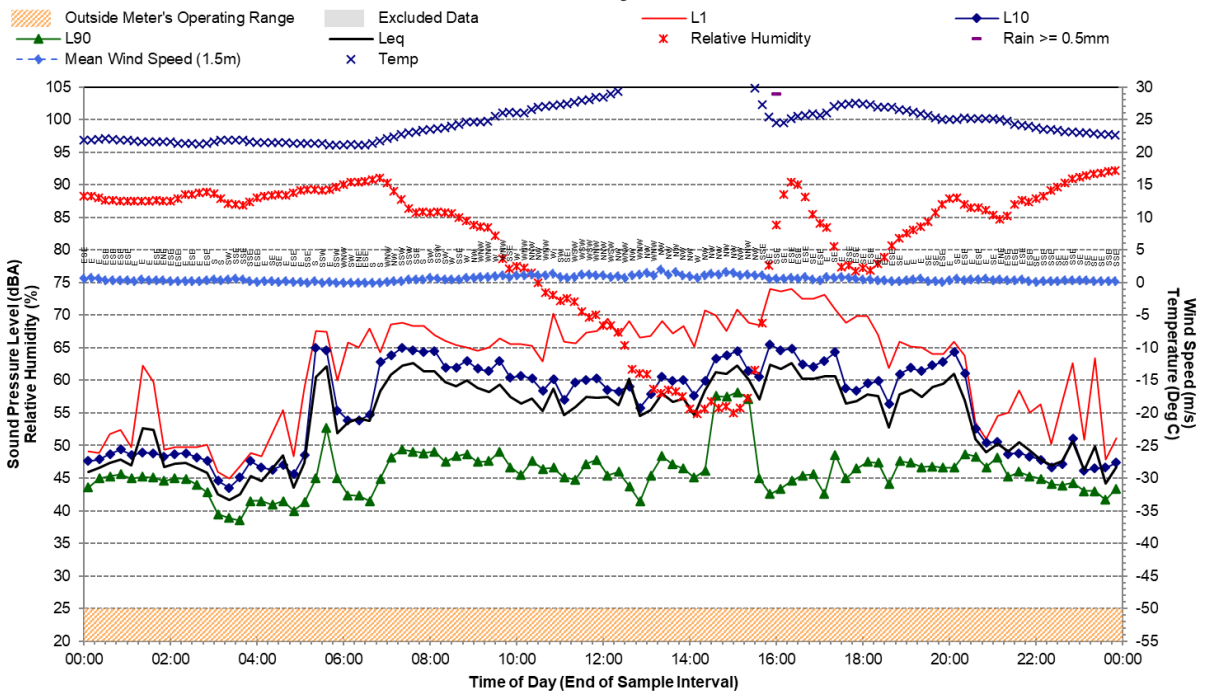
APPENDIX D

Statistical Ambient Noise Levels

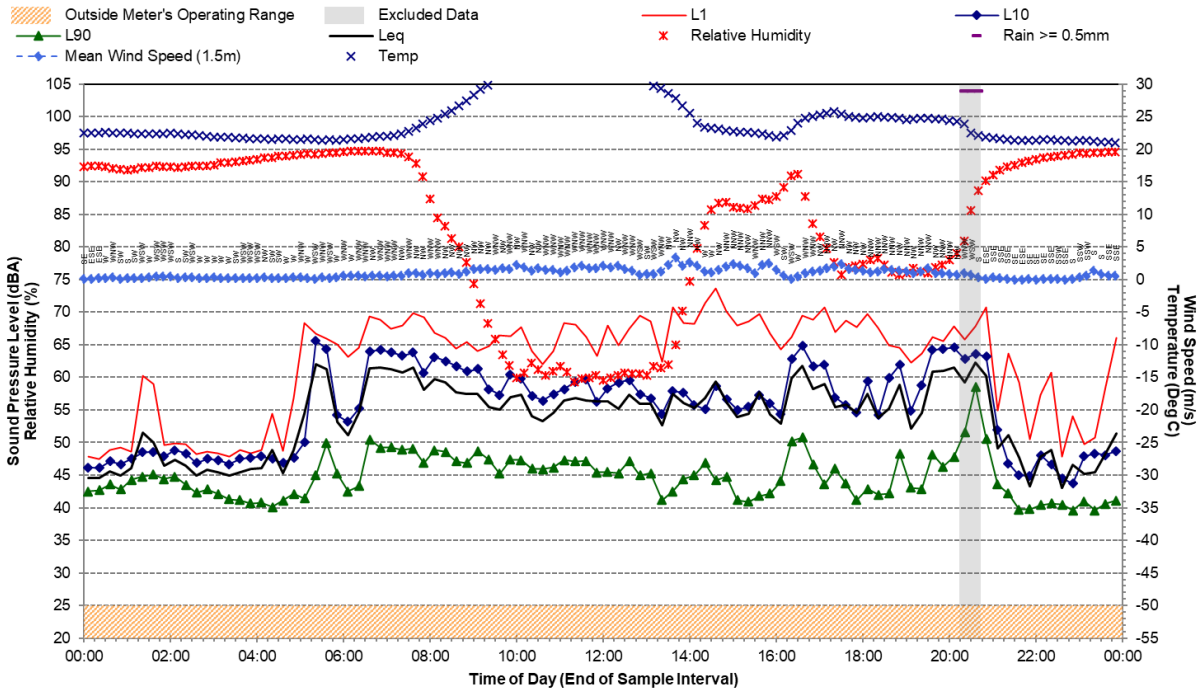
Statistical Ambient Noise Levels Location D - Wednesday, 16 December 2020



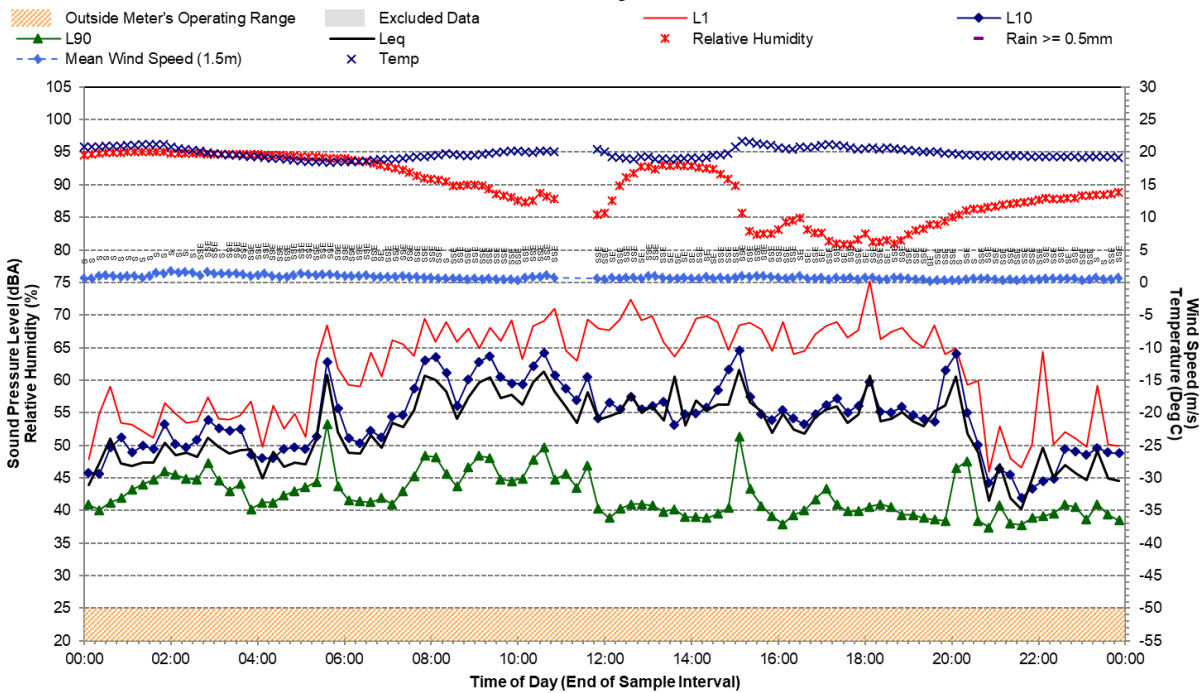
Statistical Ambient Noise Levels Location D - Thursday, 17 December 2020



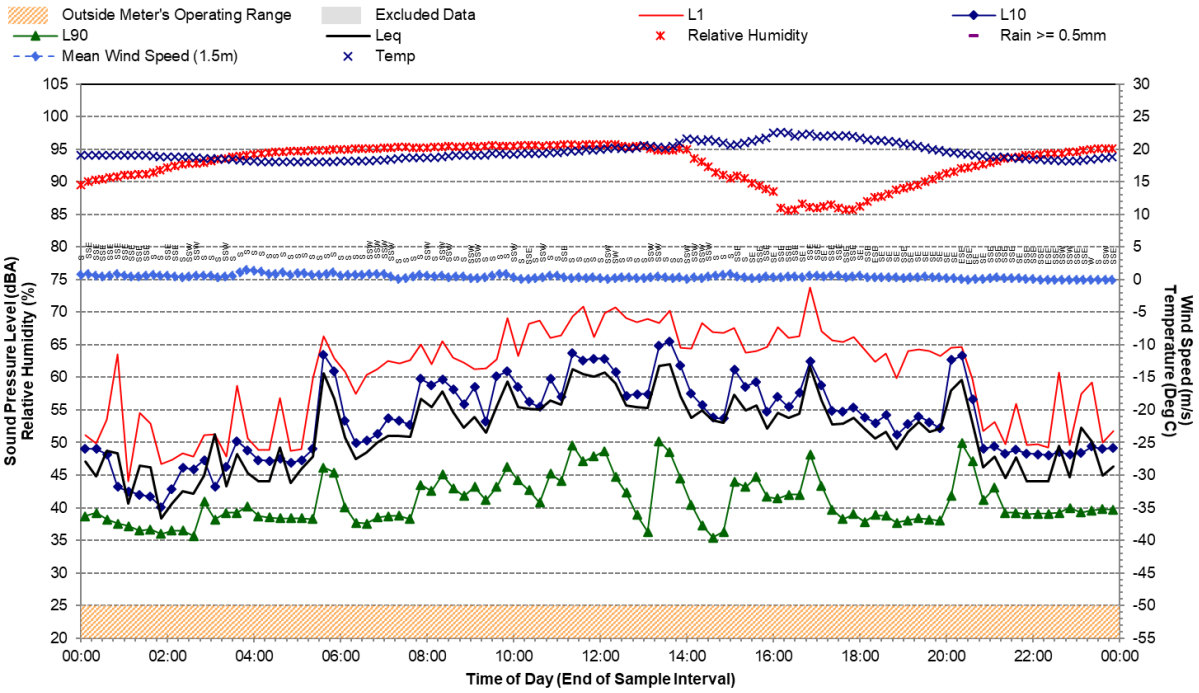
Statistical Ambient Noise Levels Location D - Friday, 18 December 2020



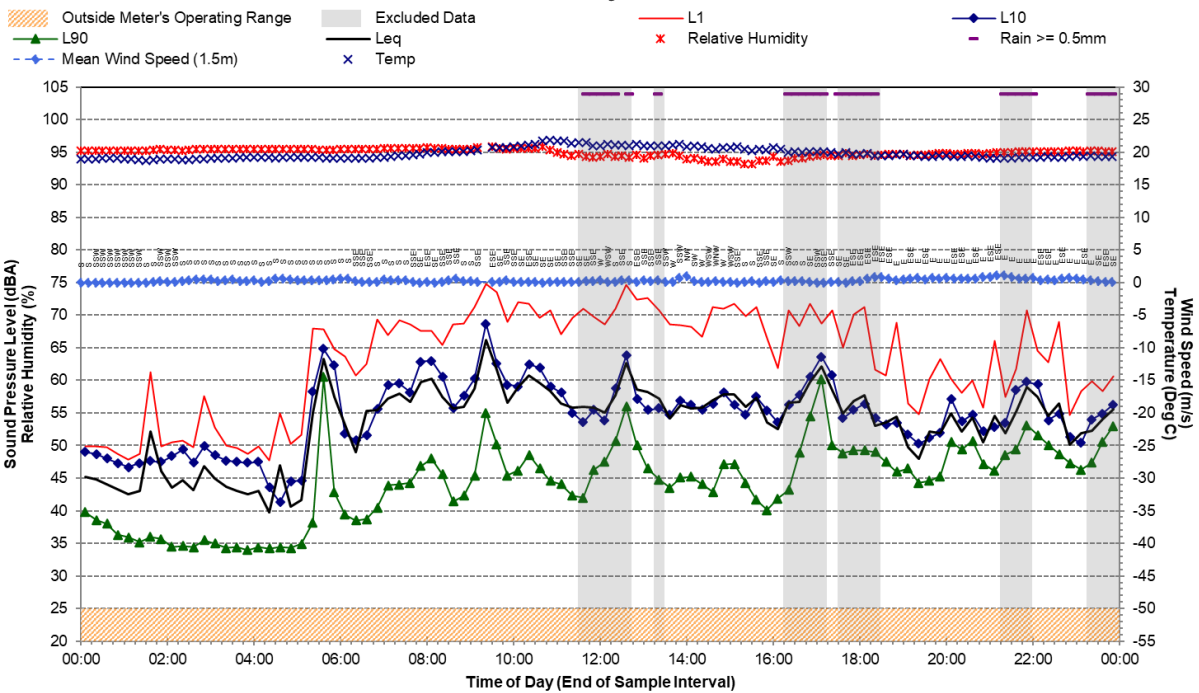
Statistical Ambient Noise Levels Location D - Saturday, 19 December 2020



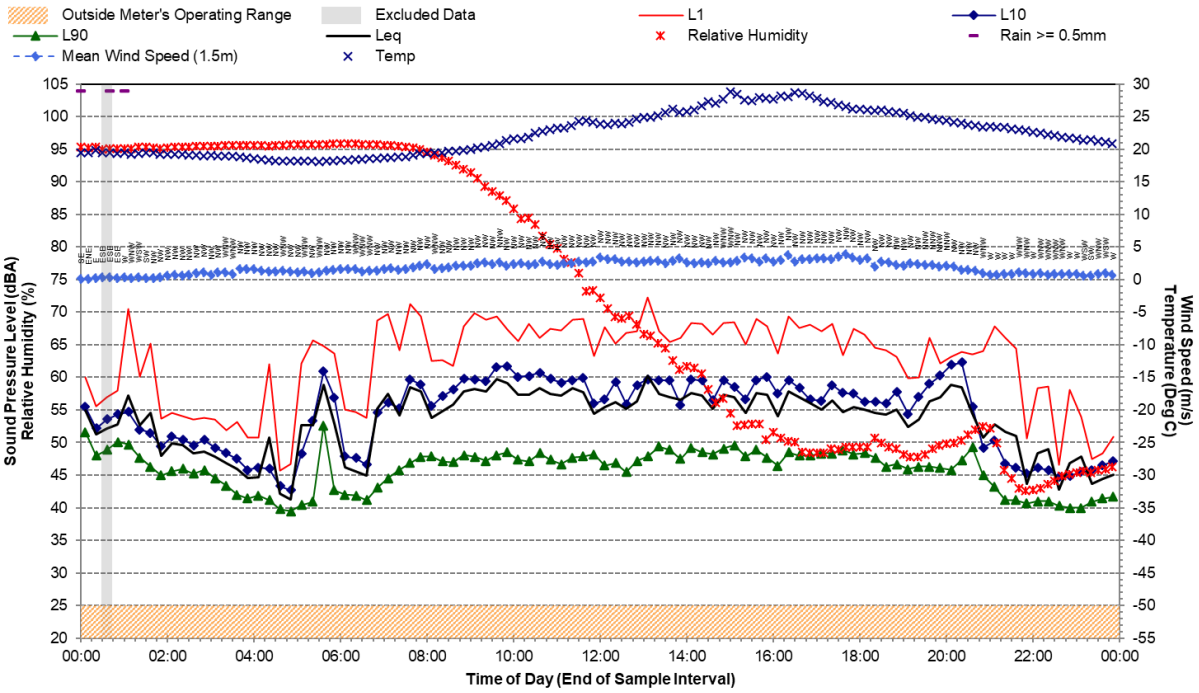
Statistical Ambient Noise Levels Location D - Sunday, 20 December 2020



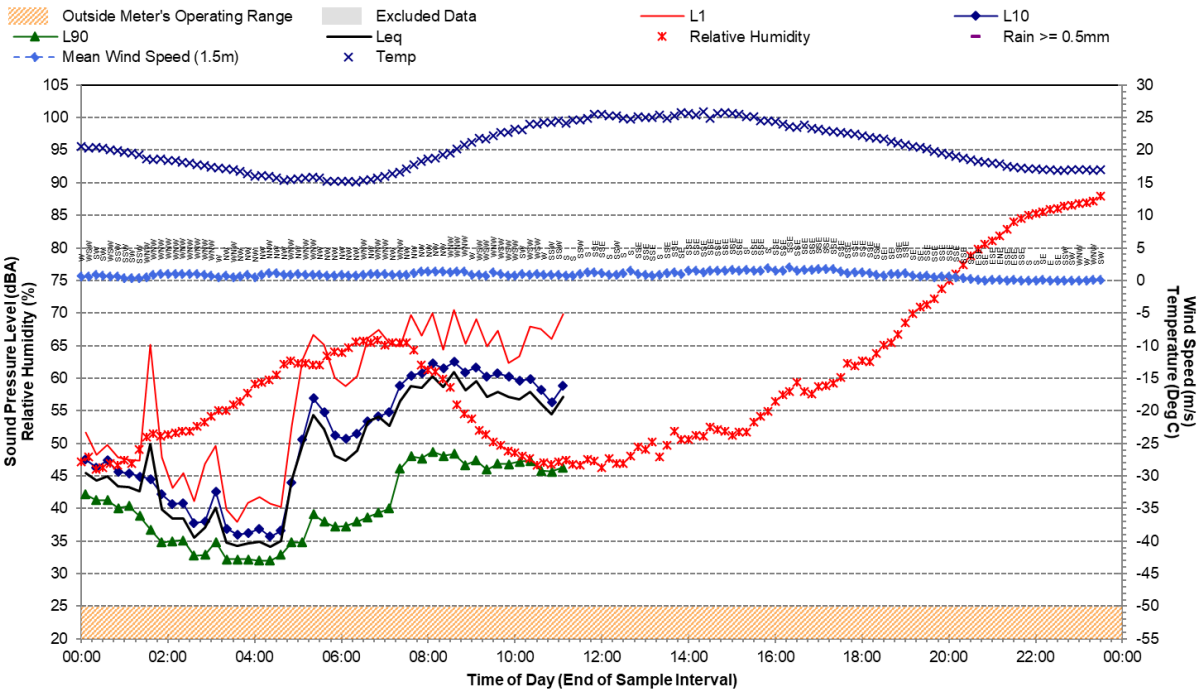
Statistical Ambient Noise Levels Location D - Monday, 21 December 2020



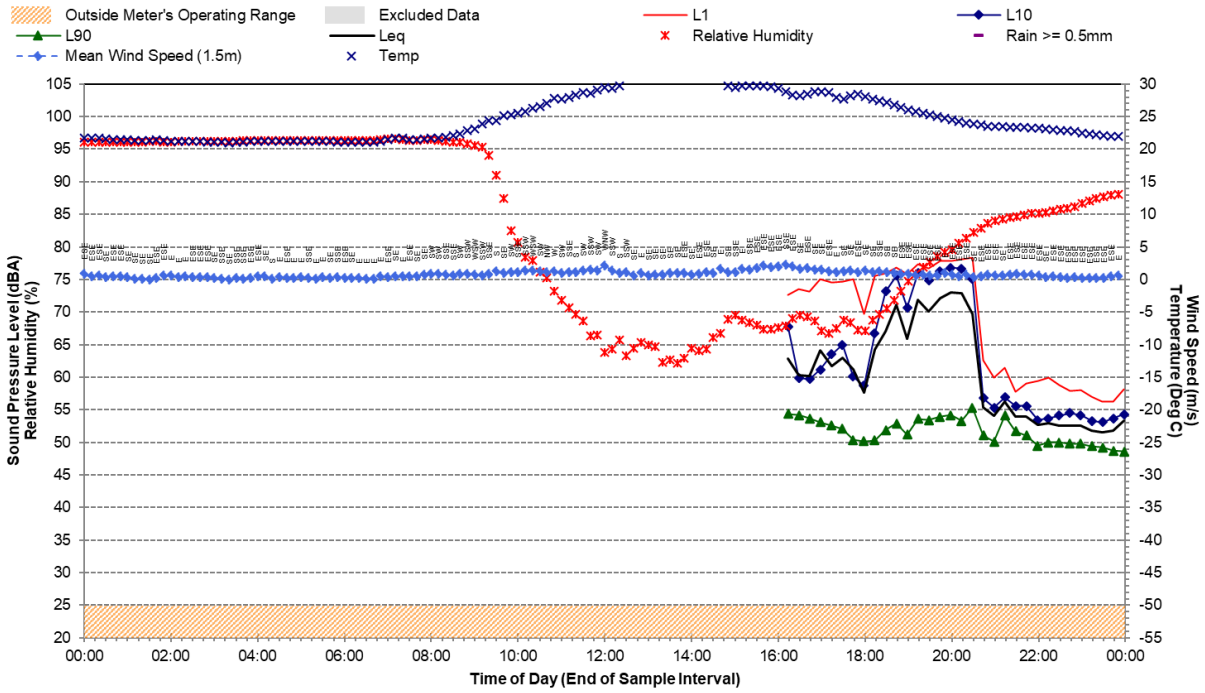
Statistical Ambient Noise Levels Location D - Tuesday, 22 December 2020



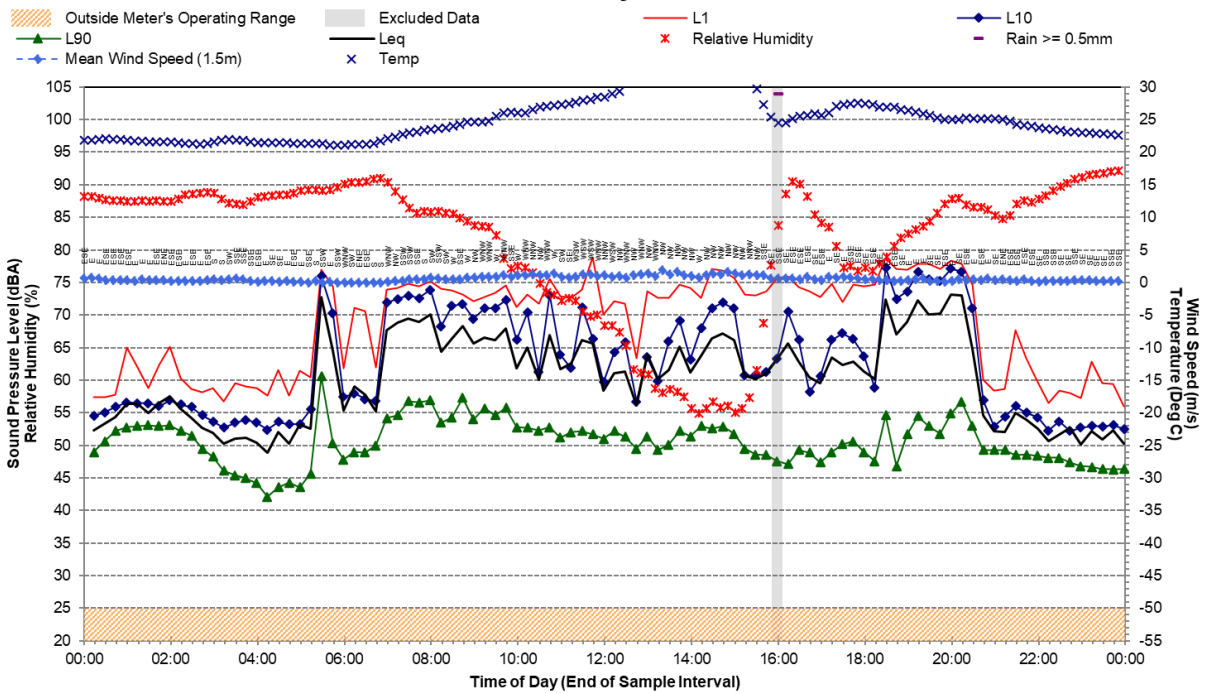
Statistical Ambient Noise Levels Location D - Wednesday, 23 December 2020



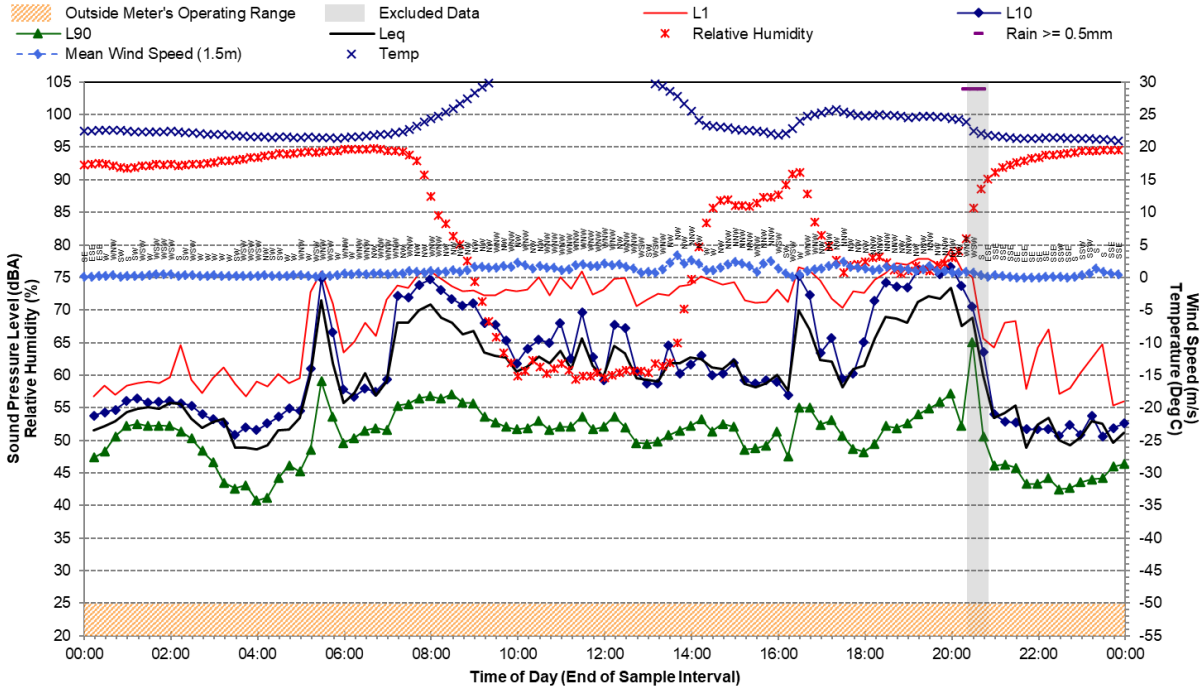
Statistical Ambient Noise Levels Location F - Wednesday, 16 December 2020



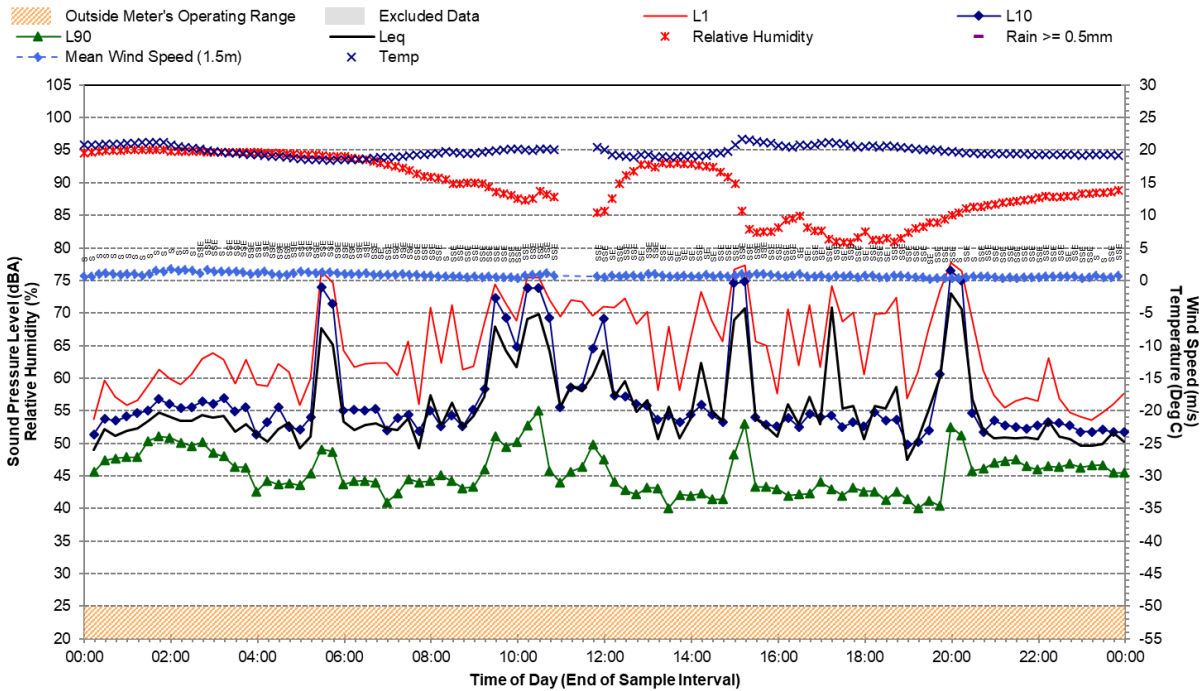
Statistical Ambient Noise Levels Location F - Thursday, 17 December 2020



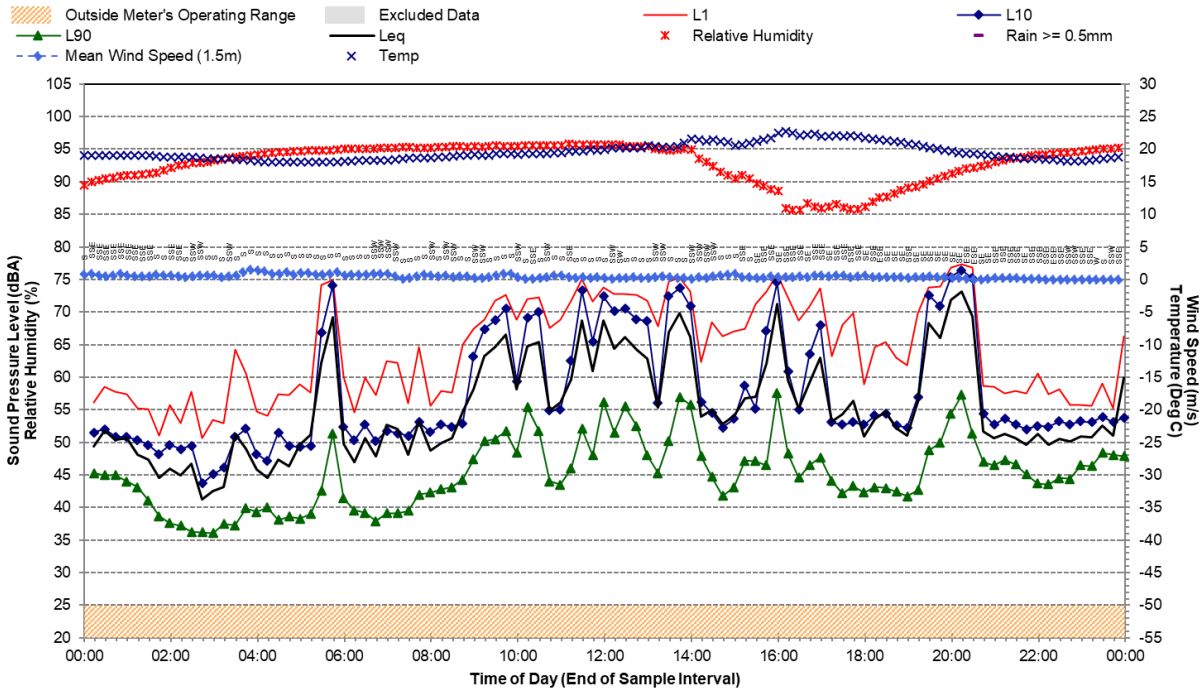
Statistical Ambient Noise Levels Location F - Friday, 18 December 2020



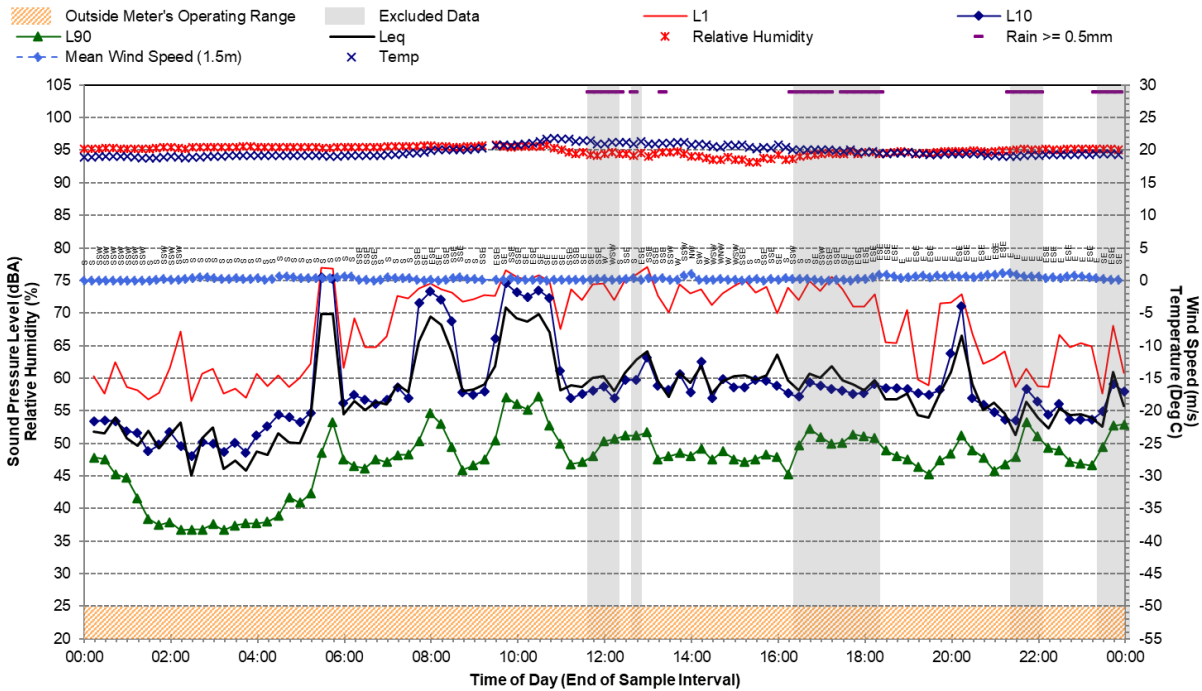
Statistical Ambient Noise Levels Location F - Saturday, 19 December 2020



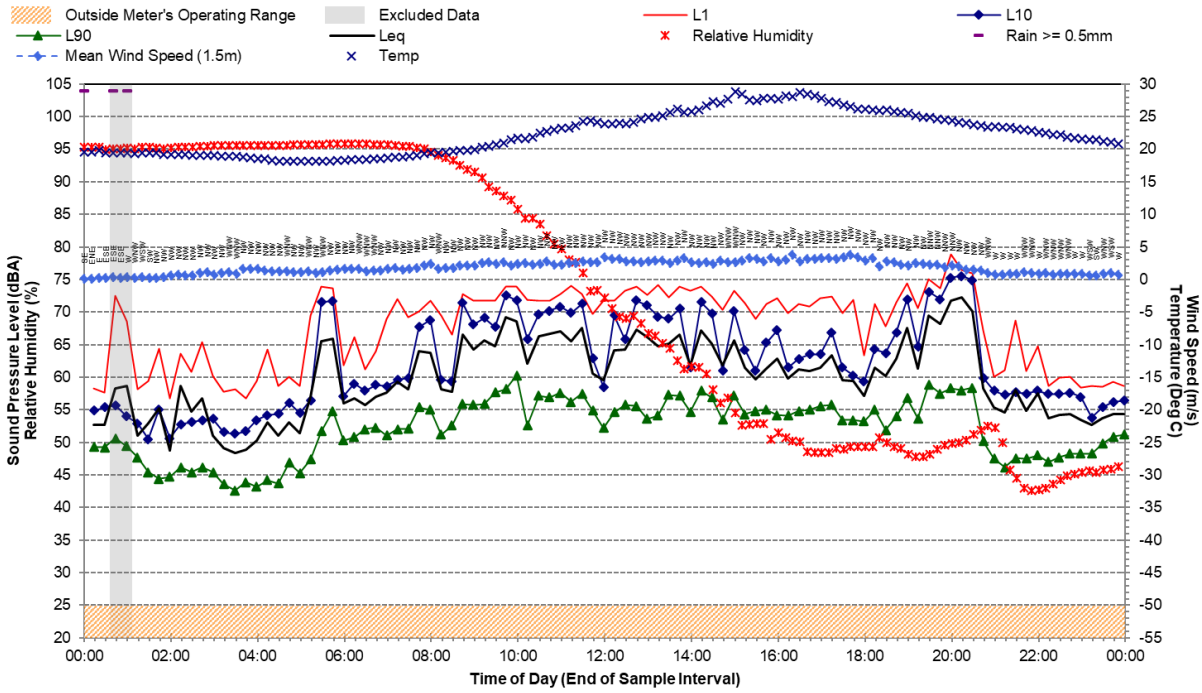
Statistical Ambient Noise Levels Location F - Sunday, 20 December 2020



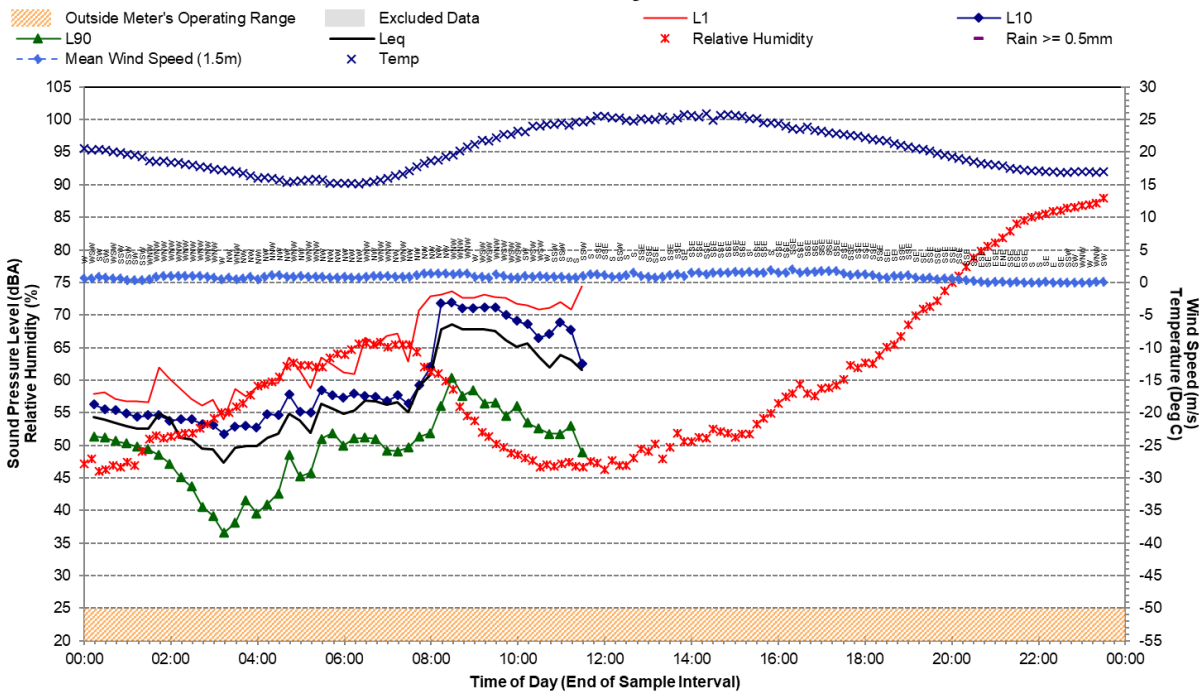
Statistical Ambient Noise Levels Location F - Monday, 21 December 2020



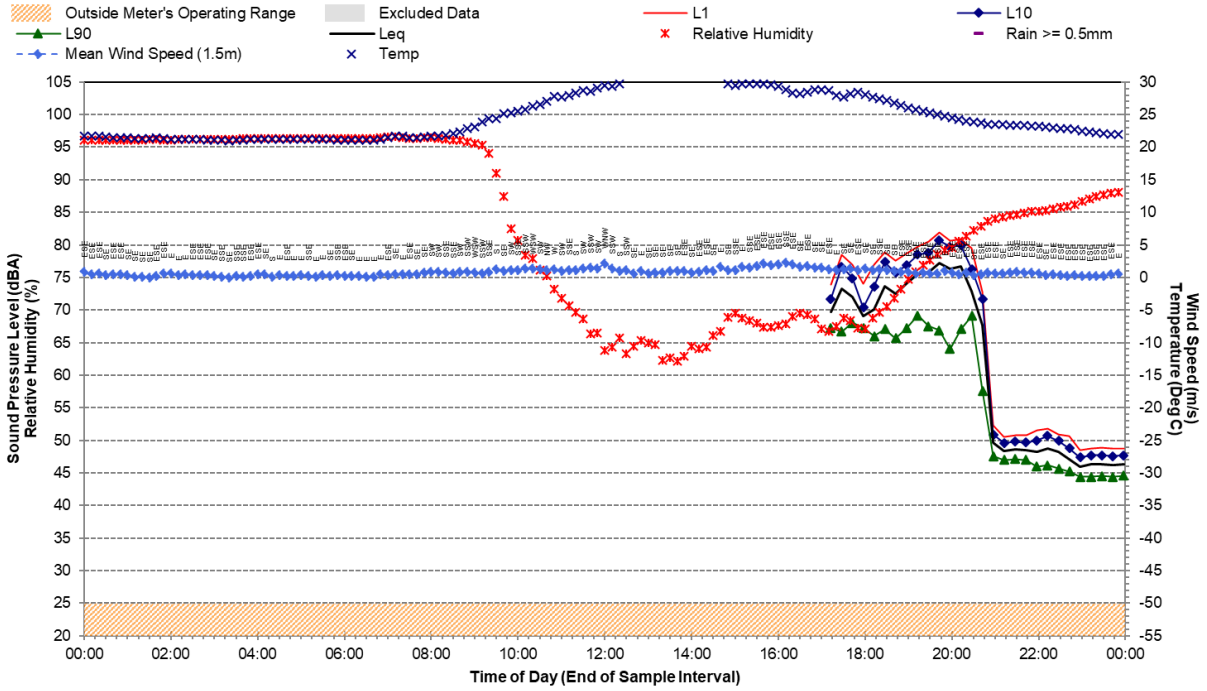
Statistical Ambient Noise Levels Location F - Tuesday, 22 December 2020



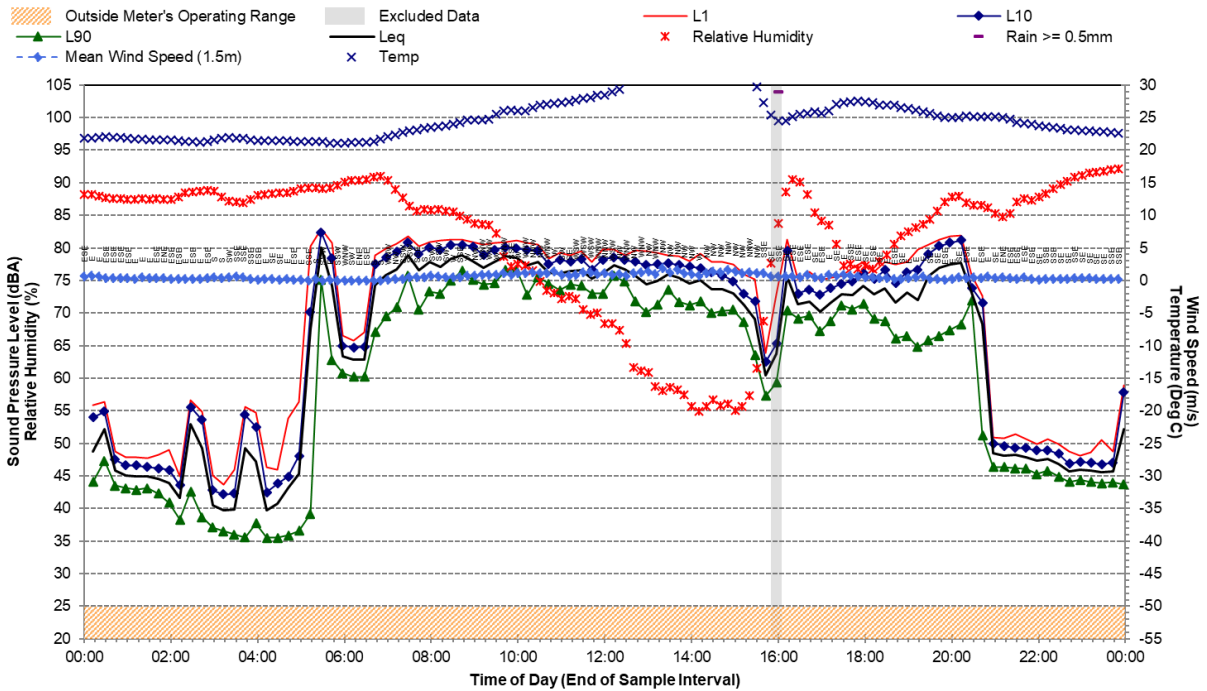
Statistical Ambient Noise Levels Location F - Wednesday, 23 December 2020



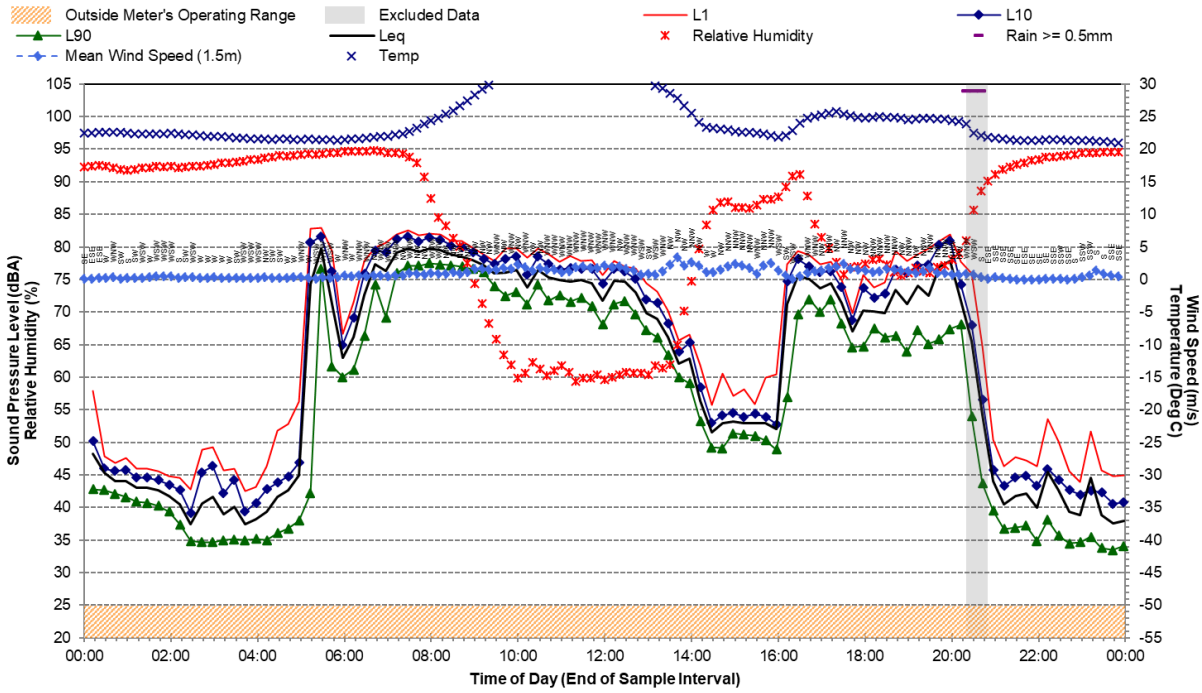
Statistical Ambient Noise Levels Location G - Wednesday, 16 December 2020



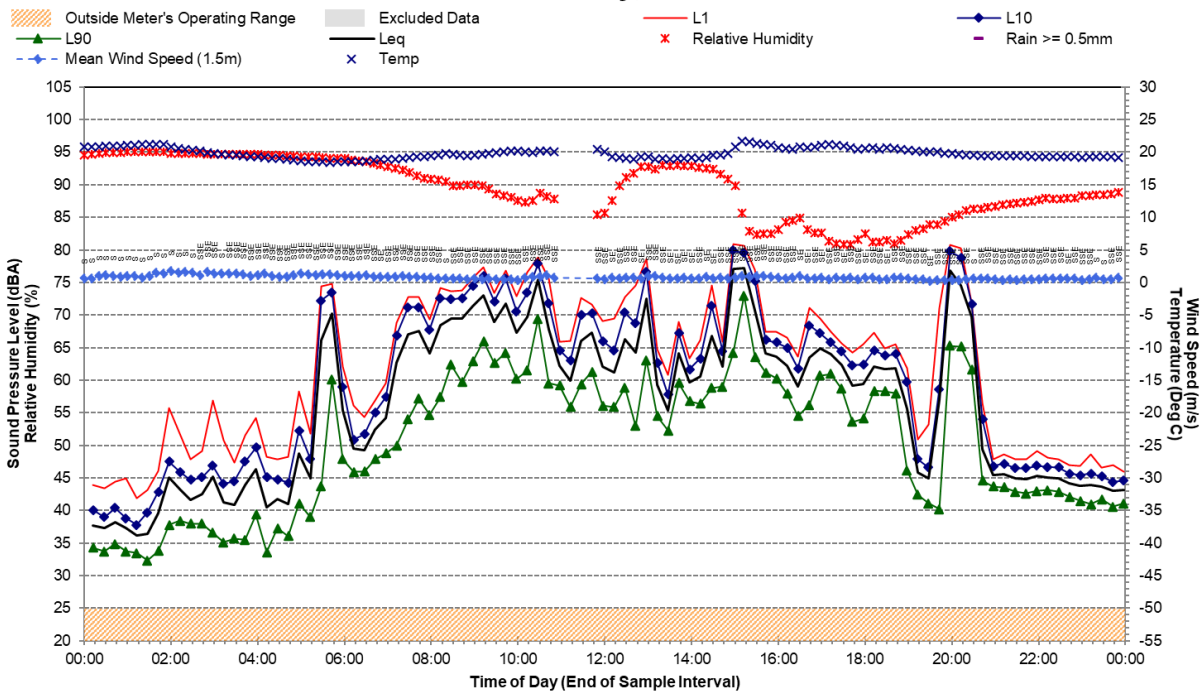
Statistical Ambient Noise Levels Location G - Thursday, 17 December 2020



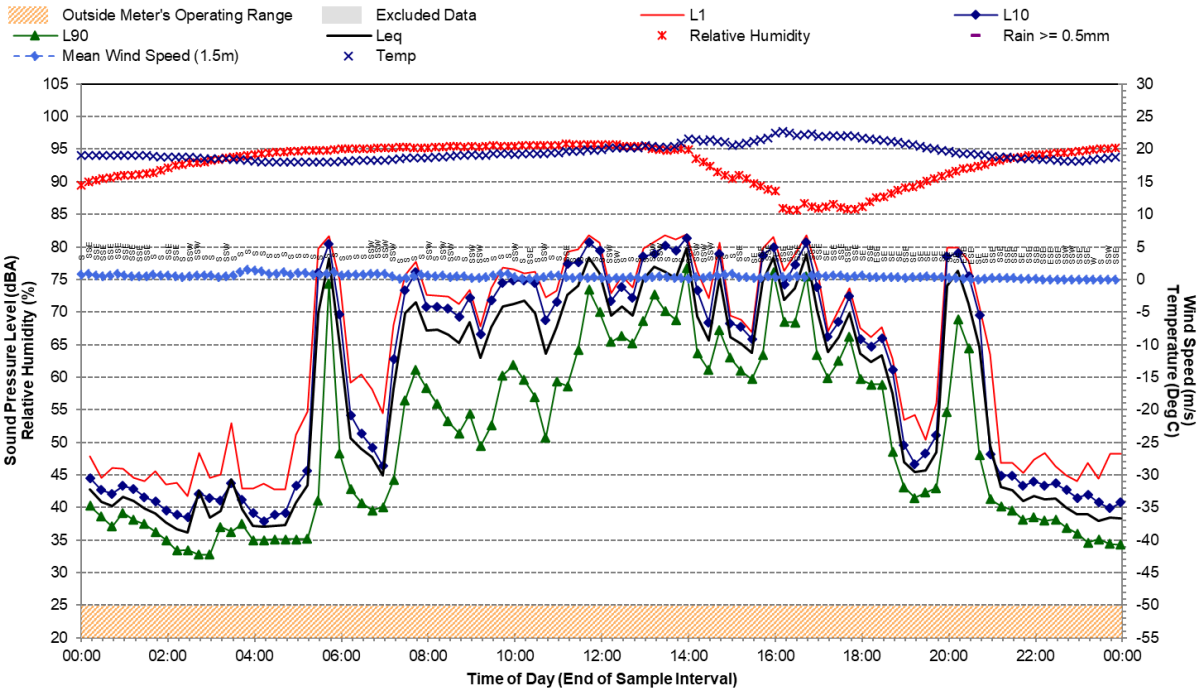
Statistical Ambient Noise Levels Location G - Friday, 18 December 2020



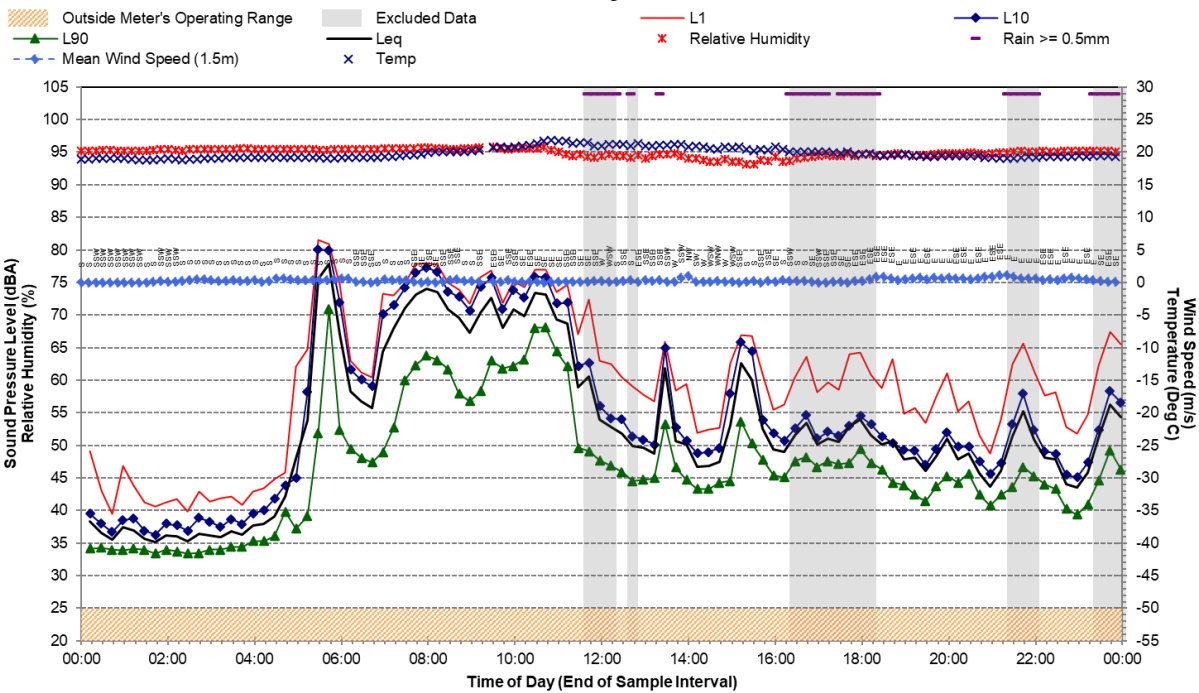
Statistical Ambient Noise Levels Location G - Saturday, 19 December 2020



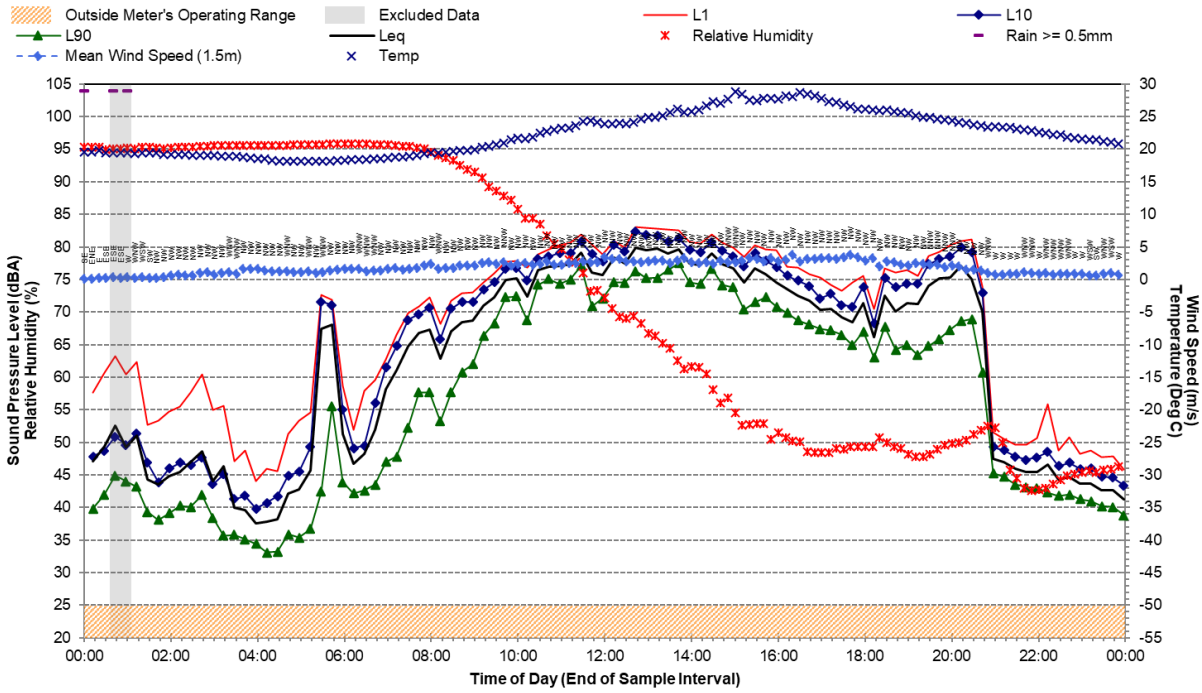
Statistical Ambient Noise Levels Location G - Sunday, 20 December 2020



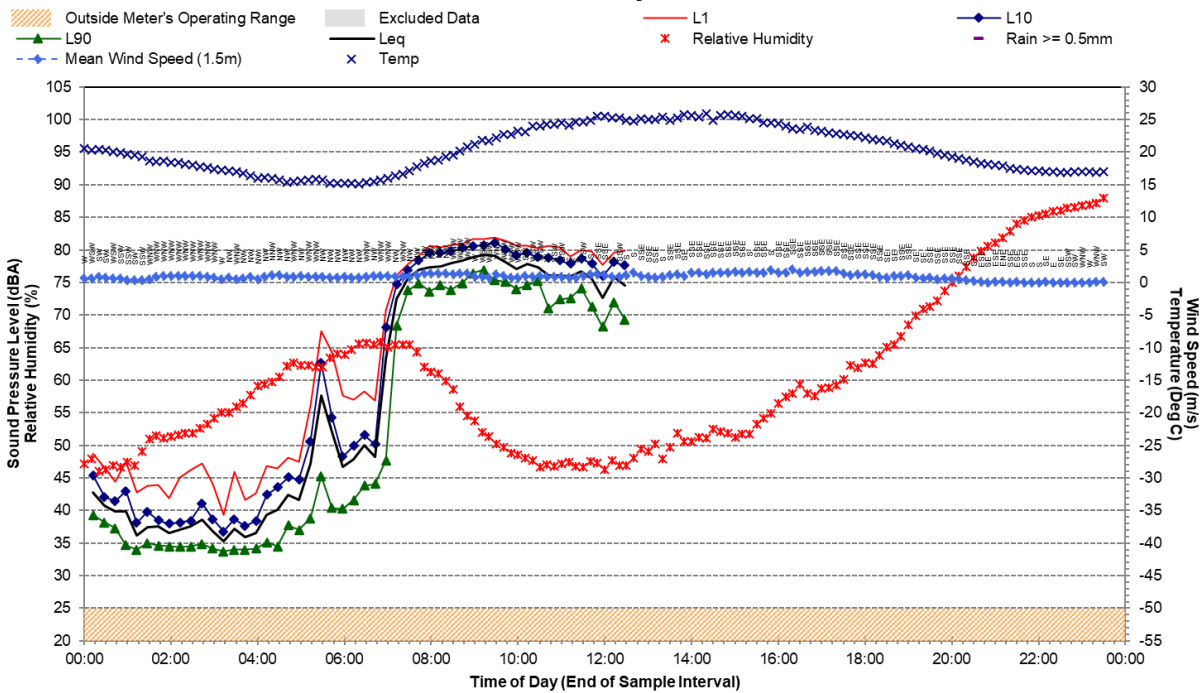
Statistical Ambient Noise Levels Location G - Monday, 21 December 2020



Statistical Ambient Noise Levels Location G - Tuesday, 22 December 2020

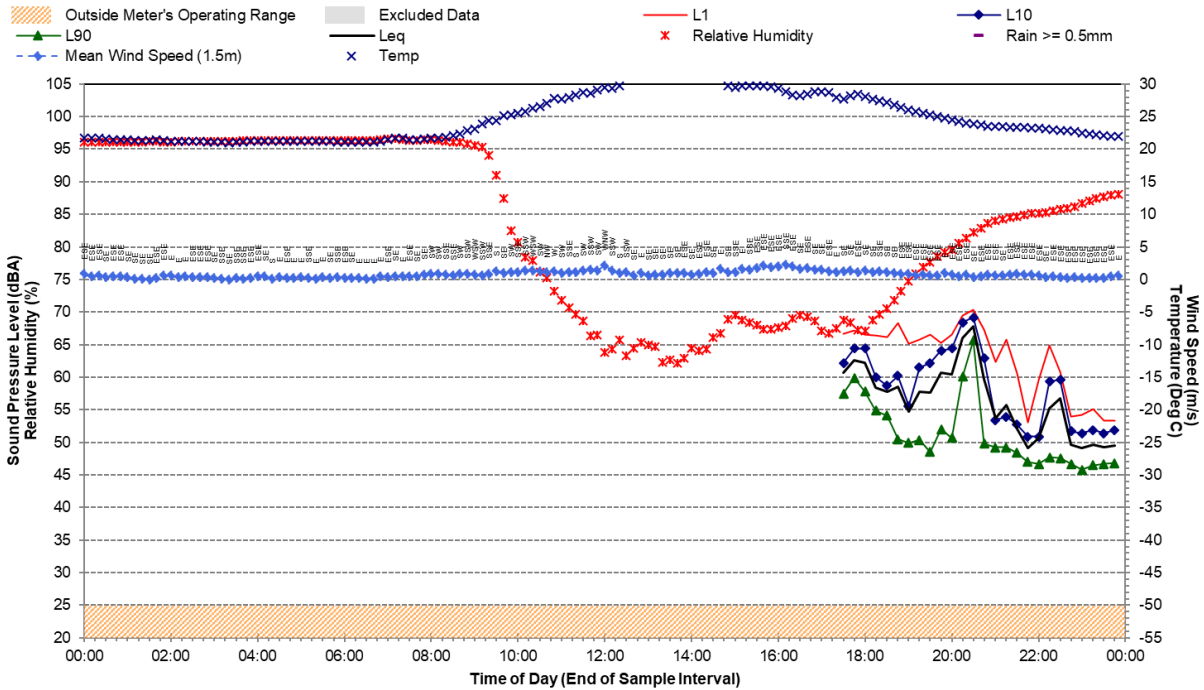


Statistical Ambient Noise Levels Location G - Wednesday, 23 December 2020



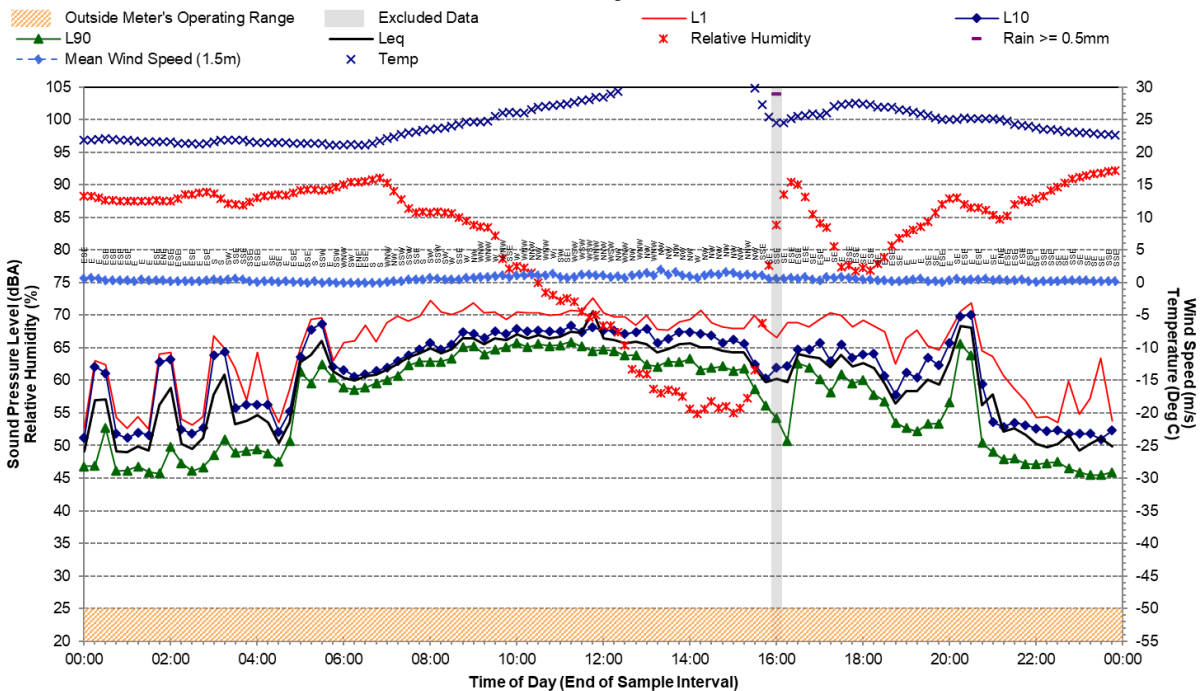
Statistical Ambient Noise Levels

Location I - Wednesday, 16 December 2020

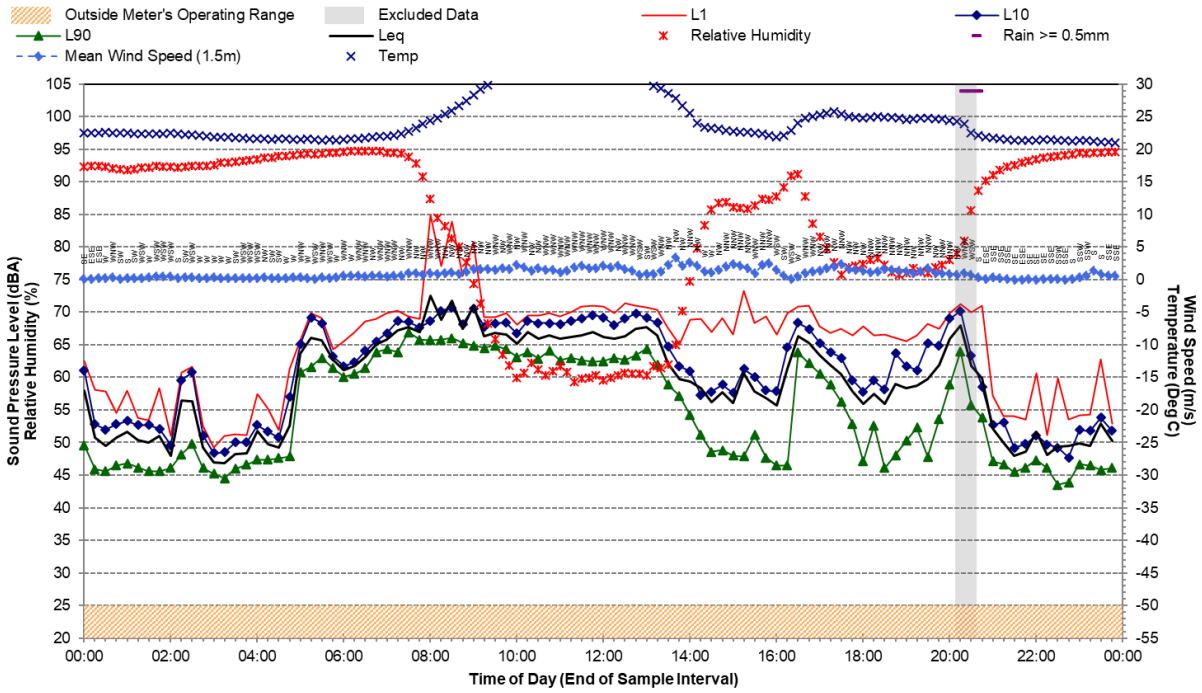


Statistical Ambient Noise Levels

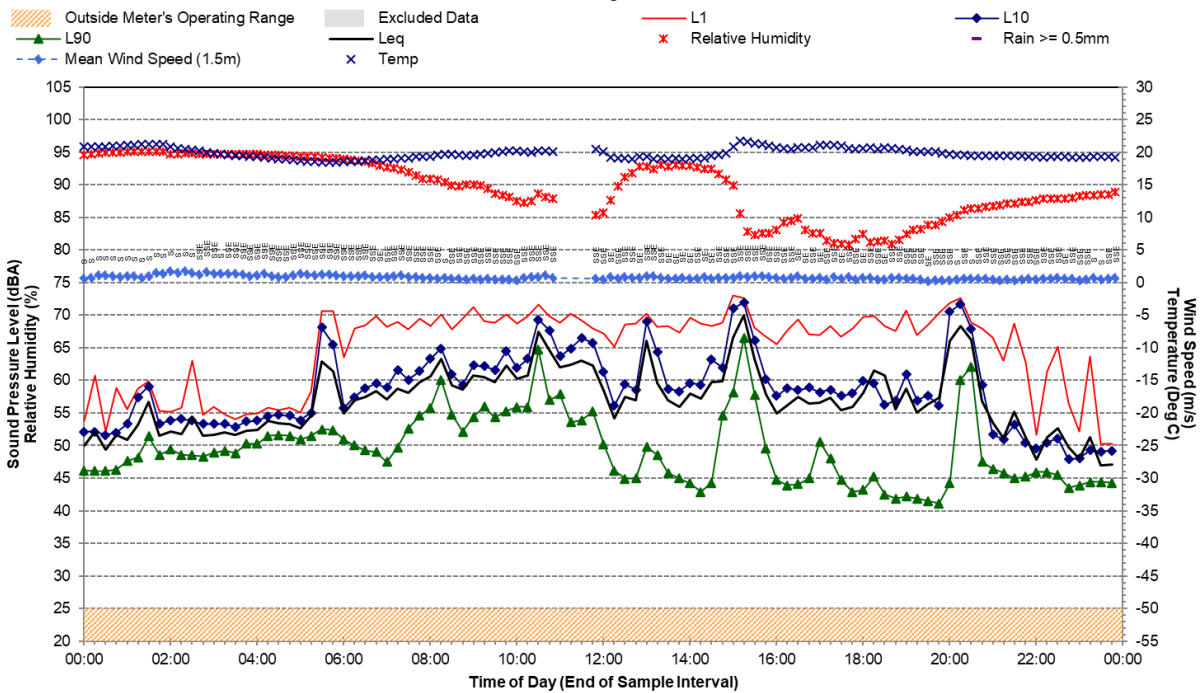
Location I - Thursday, 17 December 2020



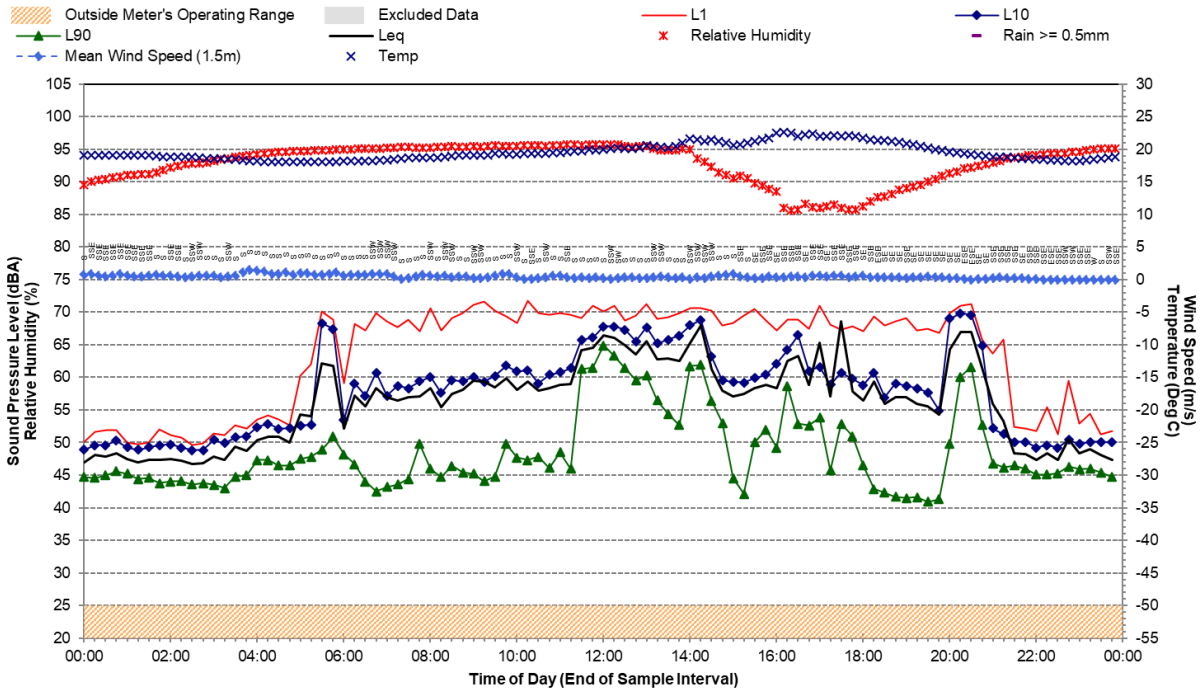
Statistical Ambient Noise Levels Location I - Friday, 18 December 2020



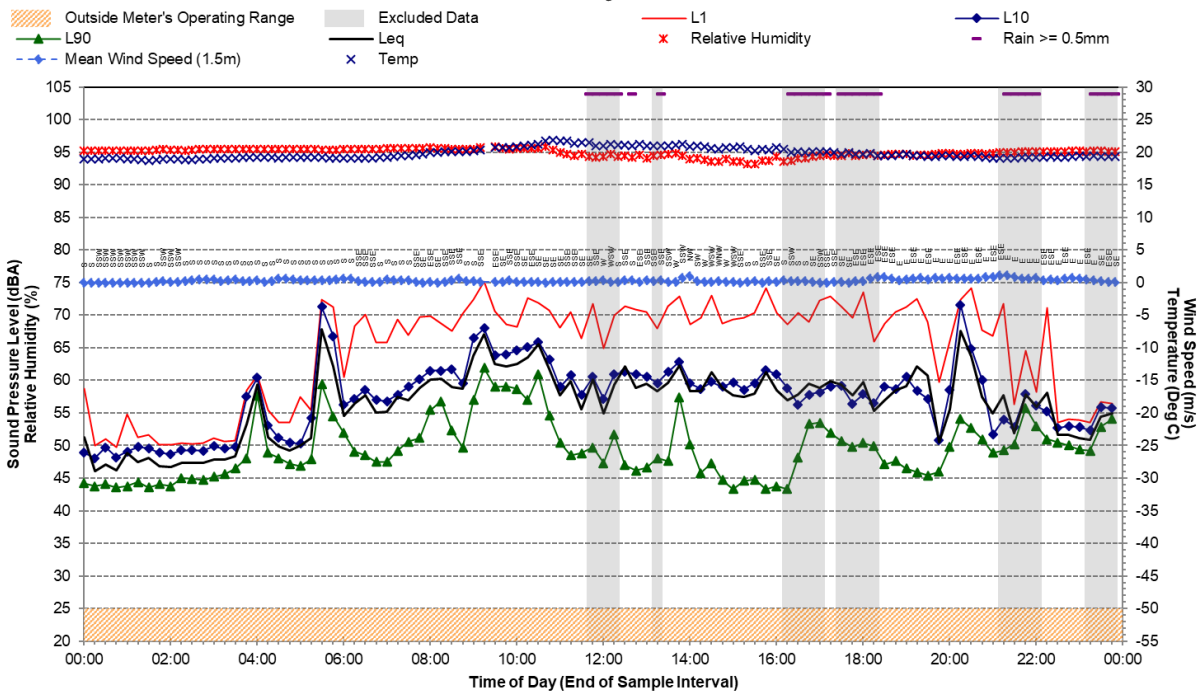
Statistical Ambient Noise Levels Location I - Saturday, 19 December 2020



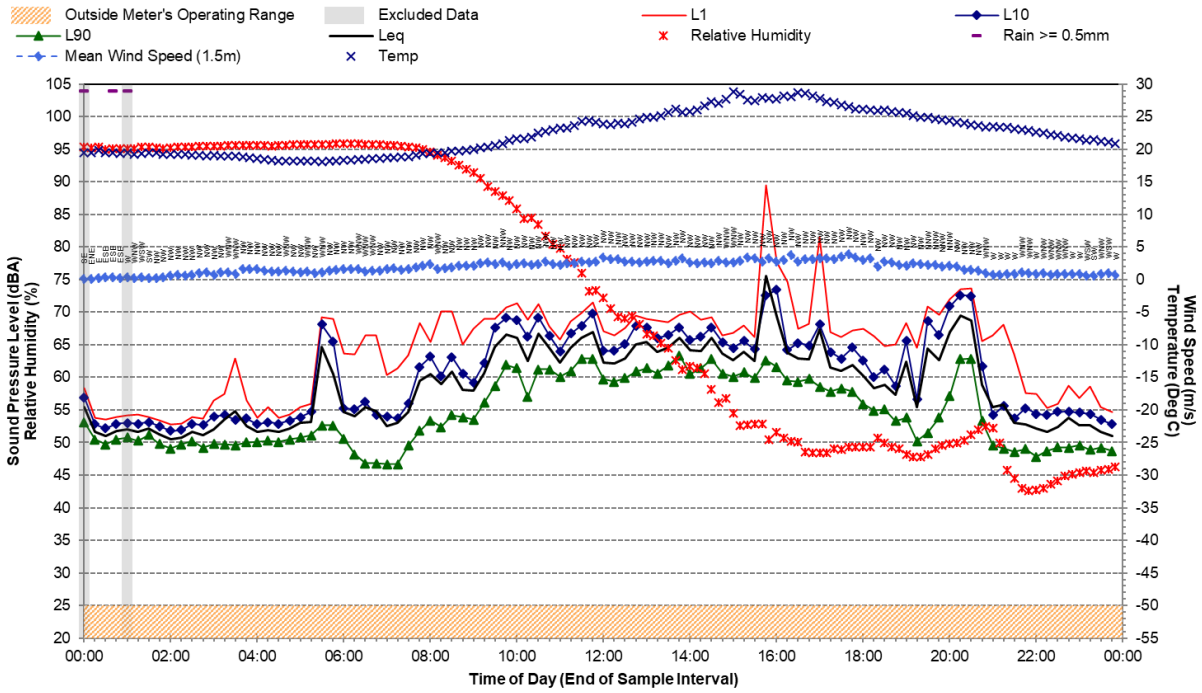
Statistical Ambient Noise Levels Location I - Sunday, 20 December 2020



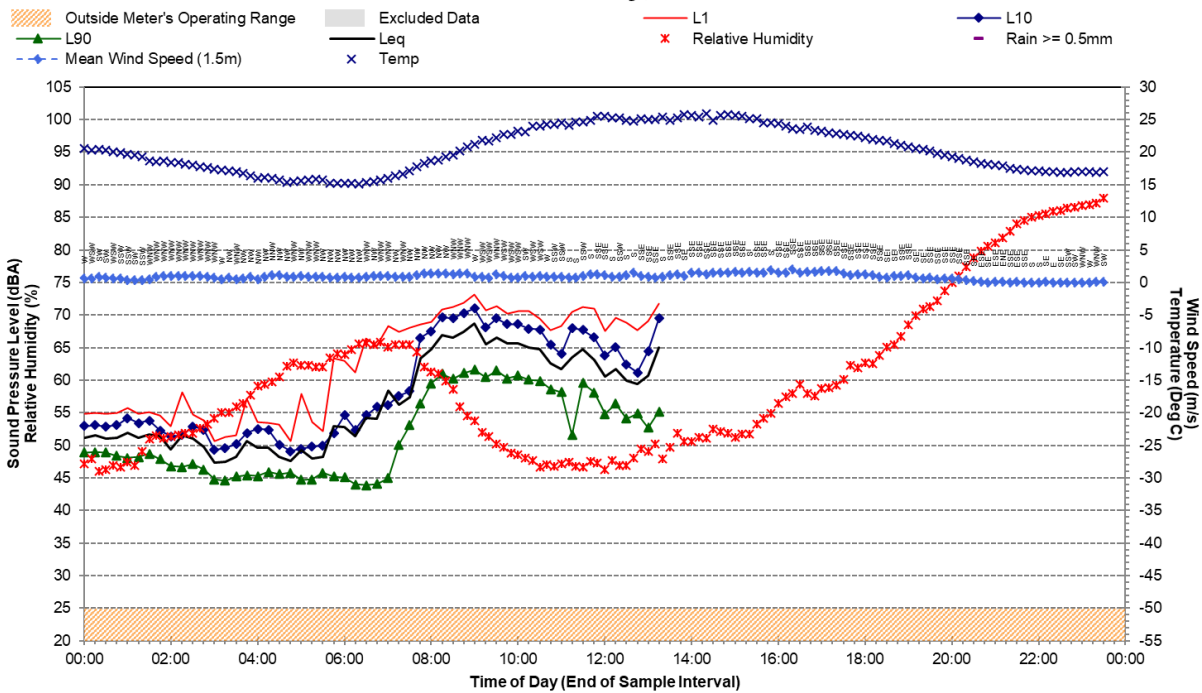
Statistical Ambient Noise Levels Location I - Monday, 21 December 2020



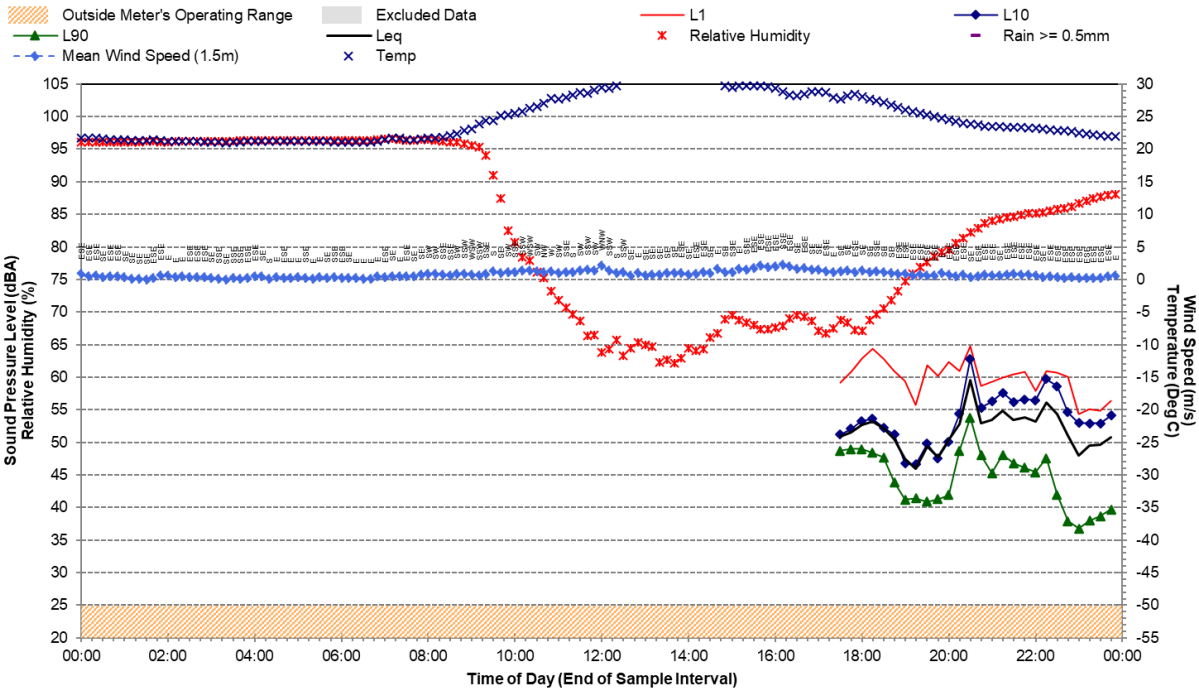
Statistical Ambient Noise Levels Location I - Tuesday, 22 December 2020



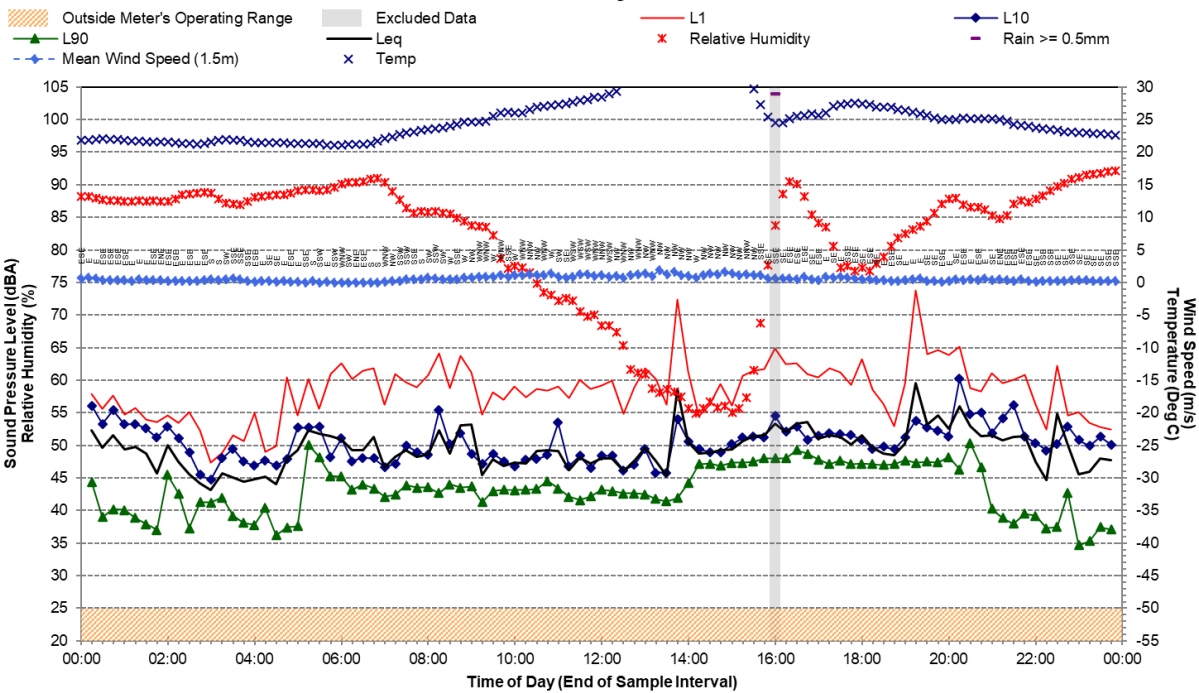
Statistical Ambient Noise Levels Location I - Wednesday, 23 December 2020



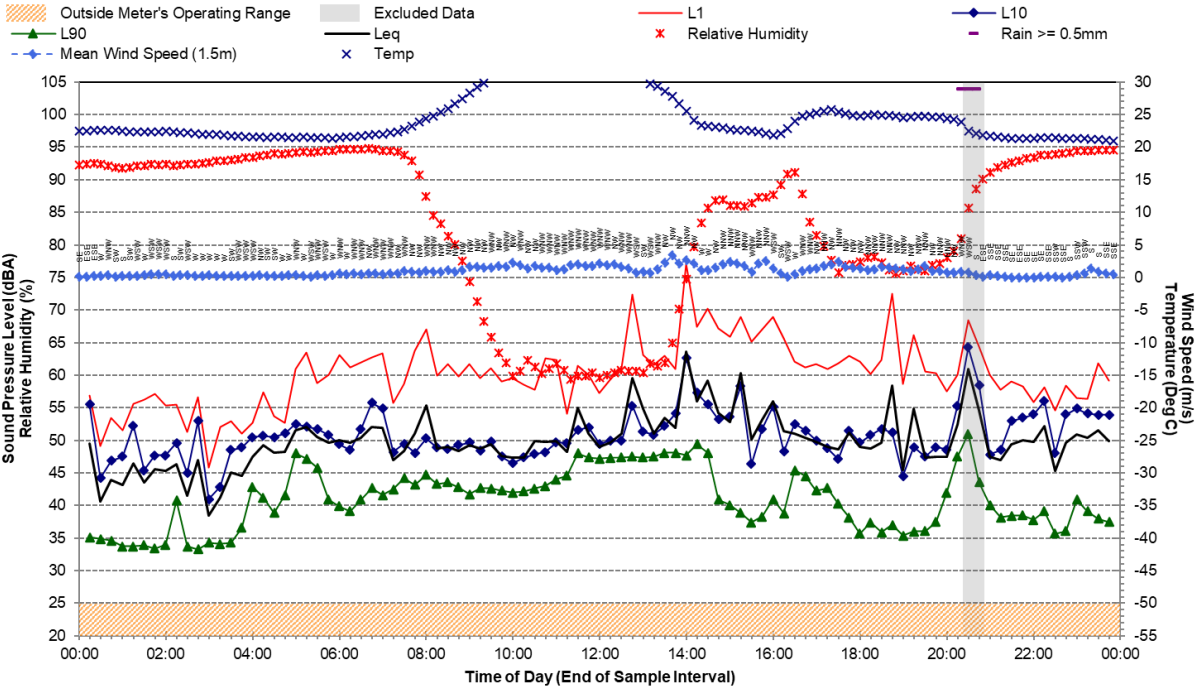
Statistical Ambient Noise Levels Location L - Wednesday, 16 December 2020



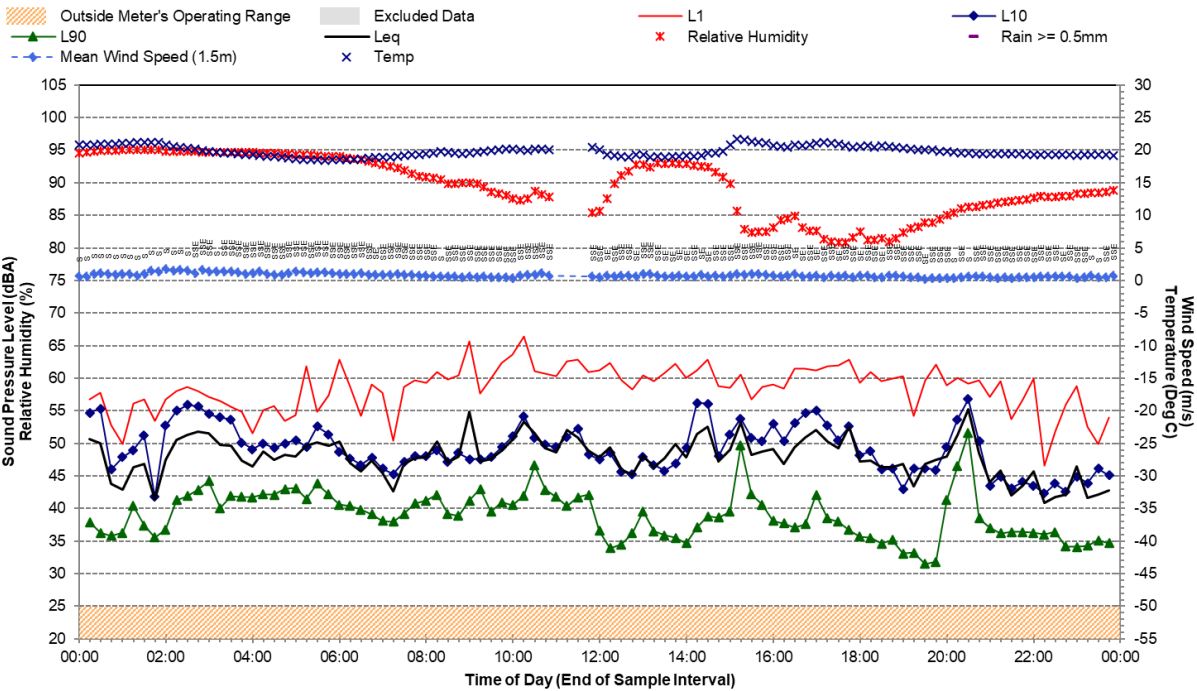
Statistical Ambient Noise Levels Location L - Thursday, 17 December 2020



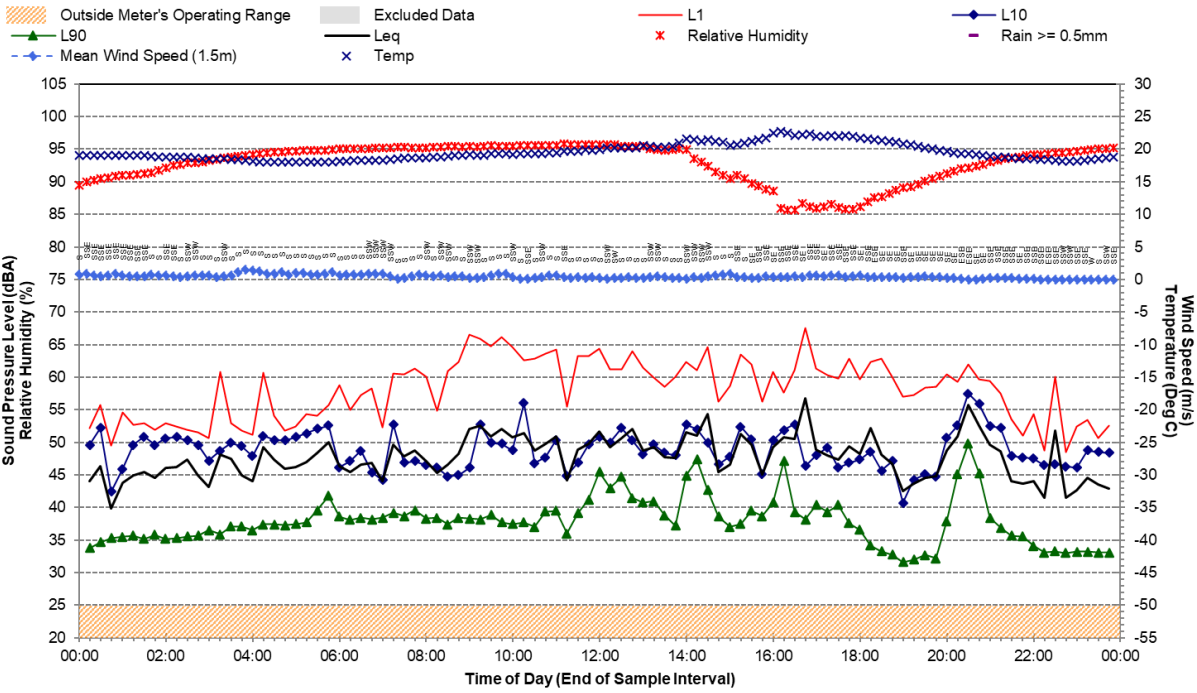
Statistical Ambient Noise Levels Location L - Friday, 18 December 2020



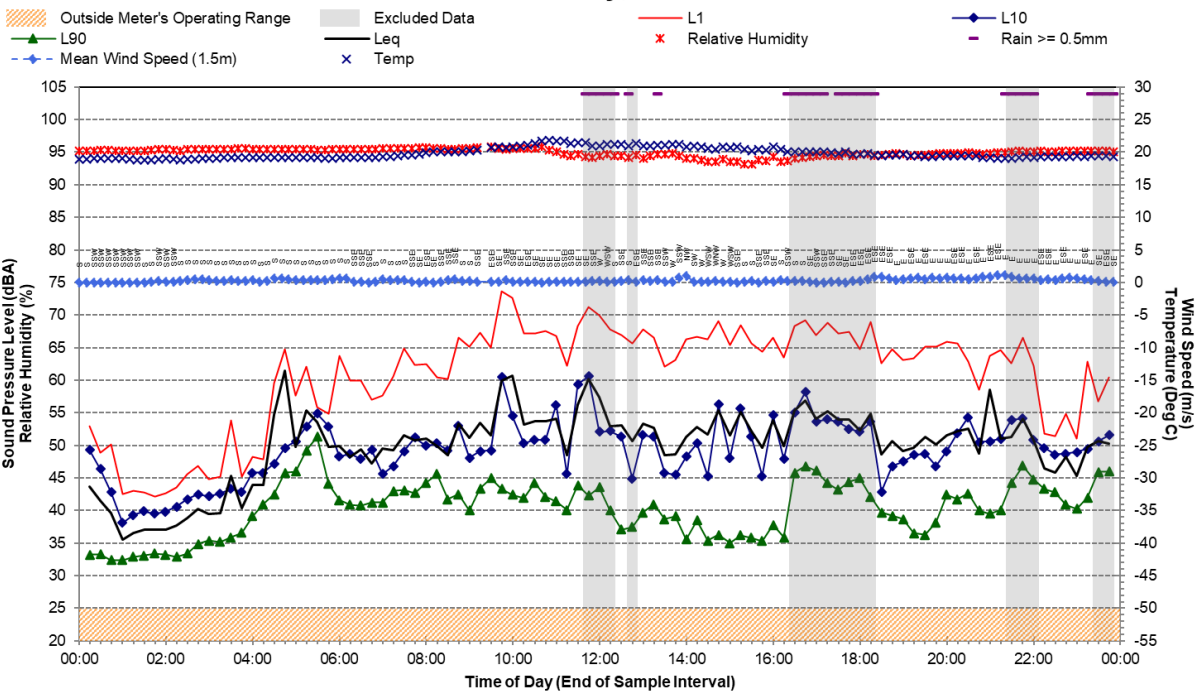
Statistical Ambient Noise Levels Location L - Saturday, 19 December 2020



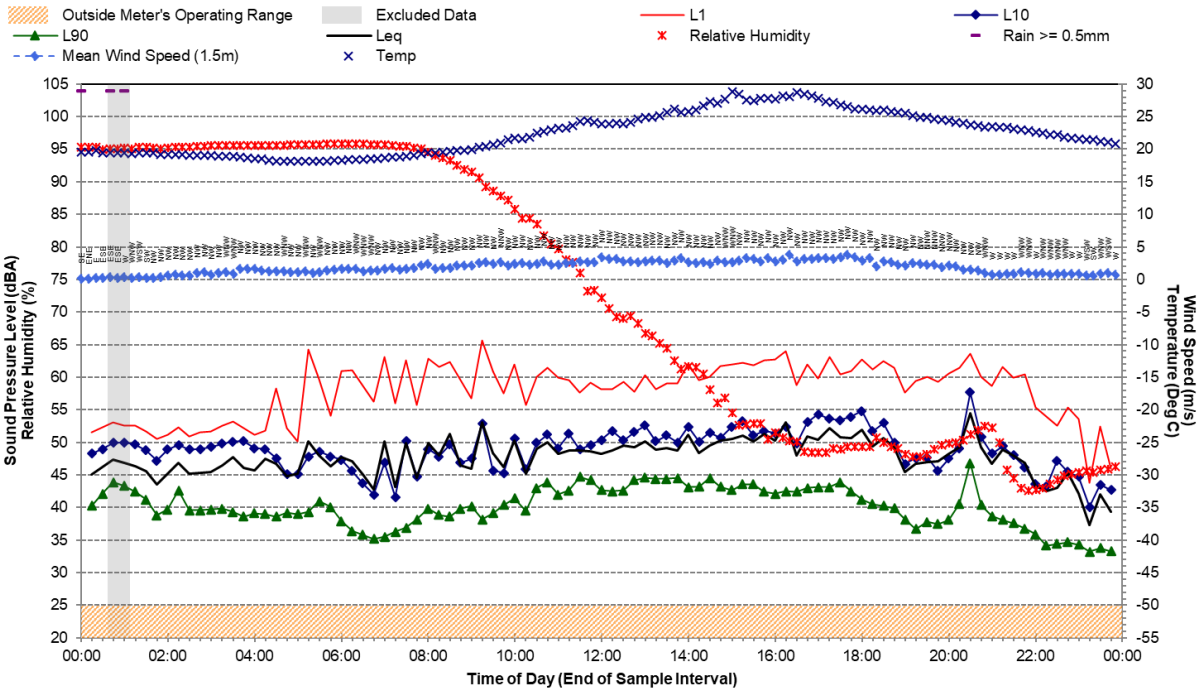
Statistical Ambient Noise Levels Location L - Sunday, 20 December 2020



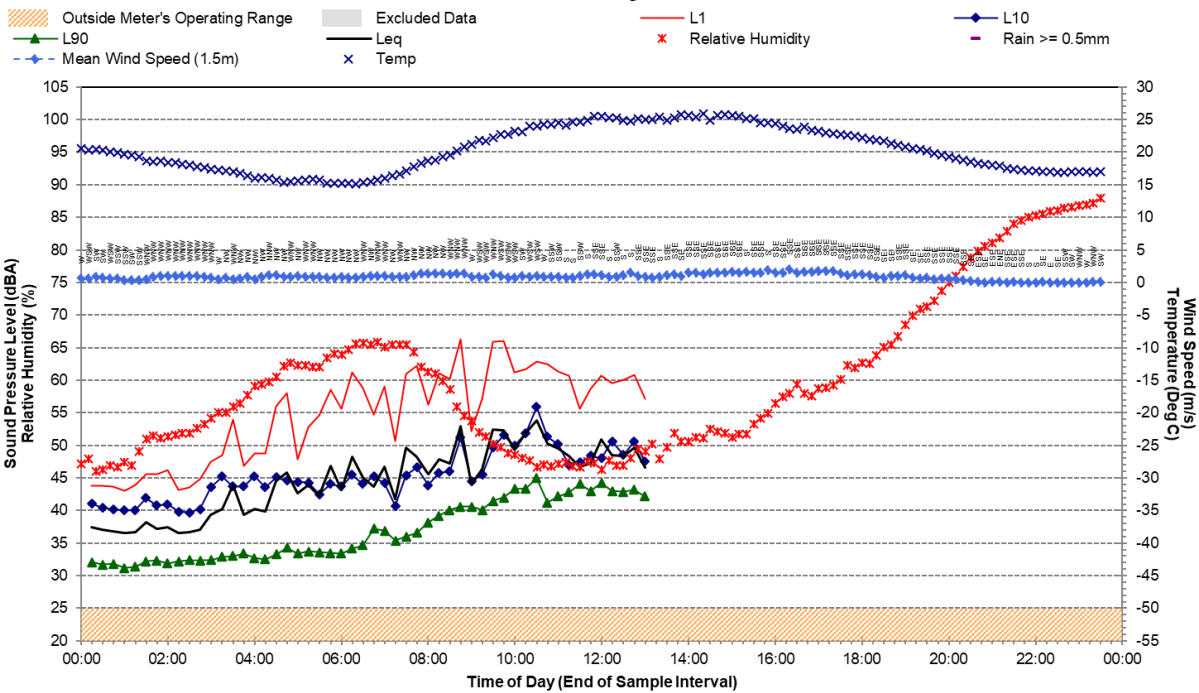
Statistical Ambient Noise Levels Location L - Monday, 21 December 2020



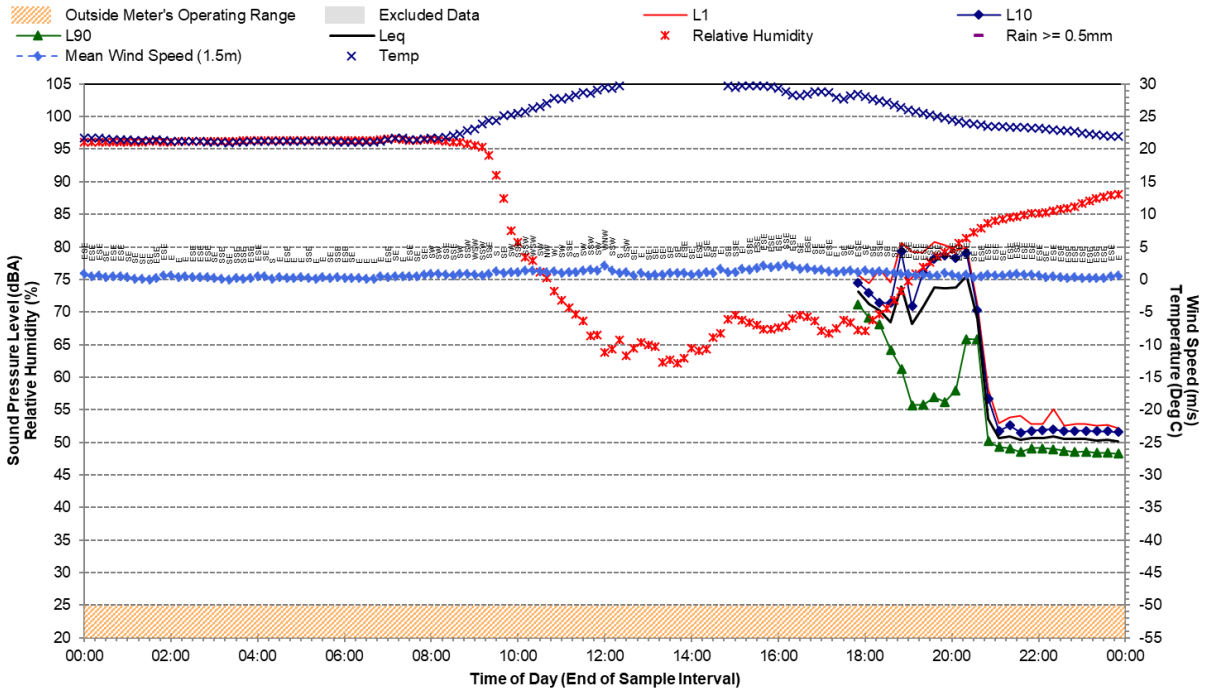
Statistical Ambient Noise Levels Location L - Tuesday, 22 December 2020



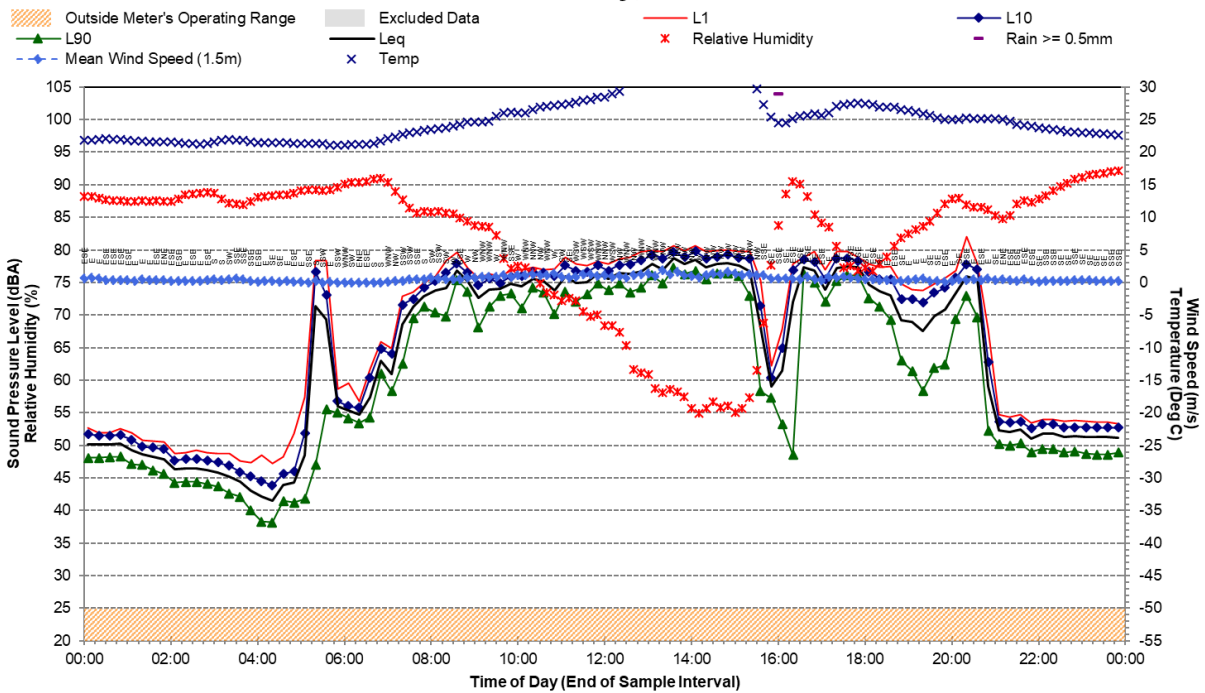
Statistical Ambient Noise Levels Location L - Wednesday, 23 December 2020



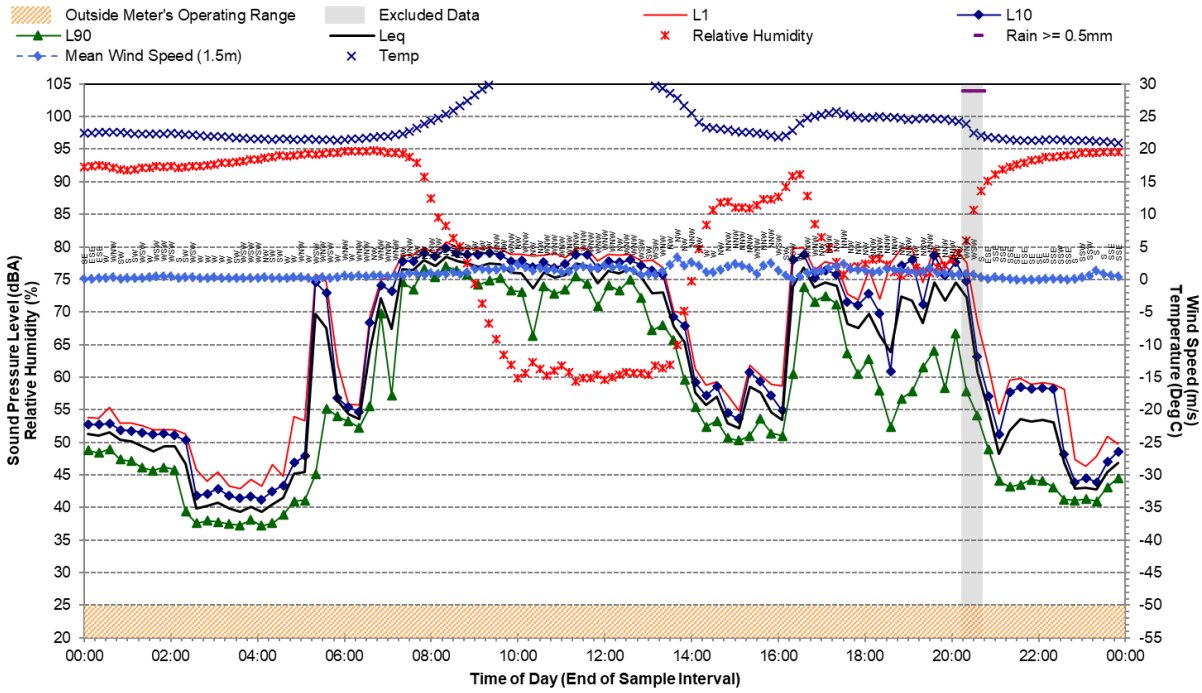
Statistical Ambient Noise Levels Location J - Wednesday, 16 December 2020



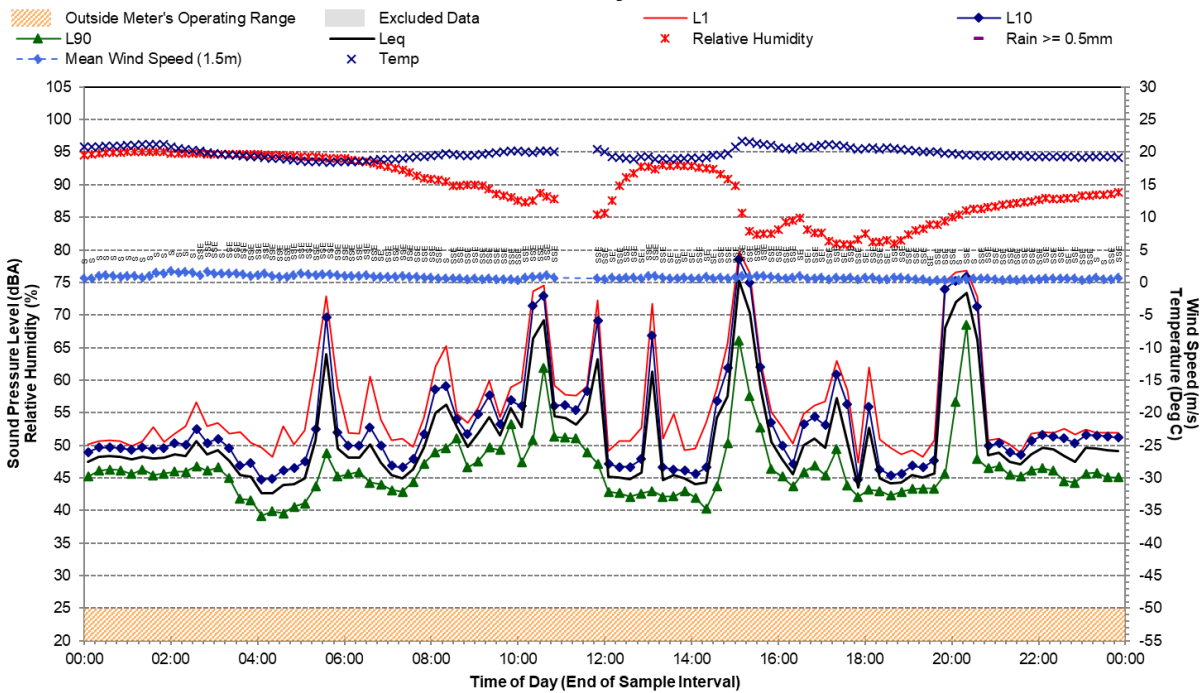
Statistical Ambient Noise Levels Location J - Thursday, 17 December 2020



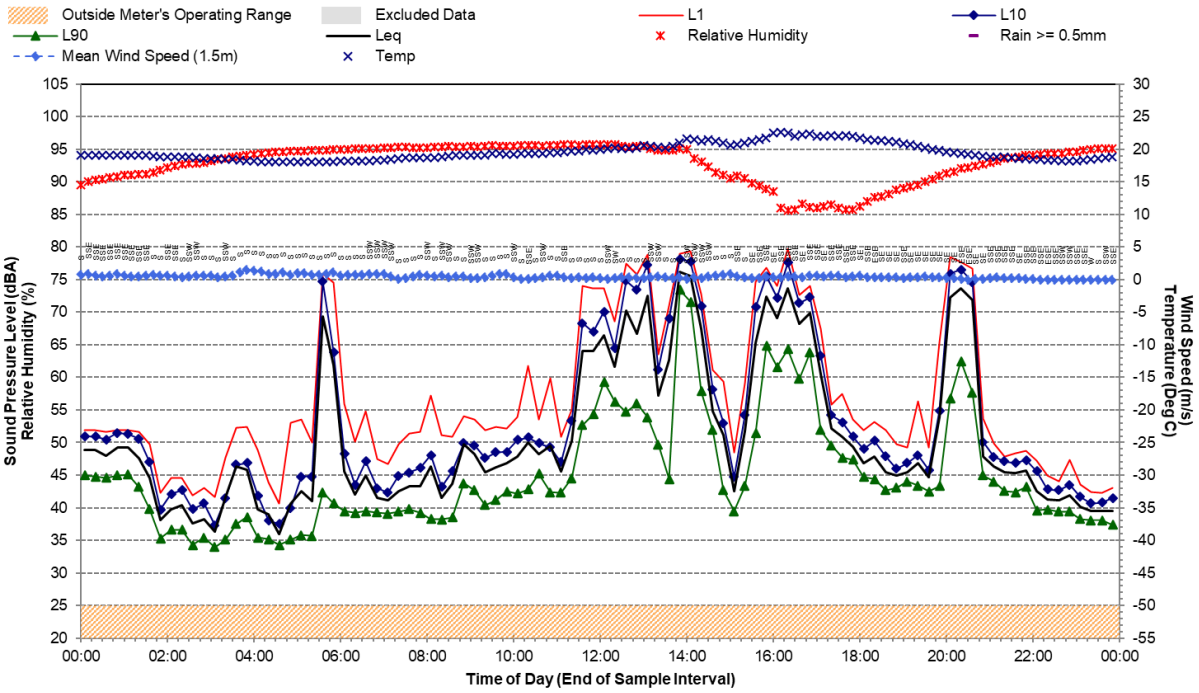
Statistical Ambient Noise Levels Location J - Friday, 18 December 2020



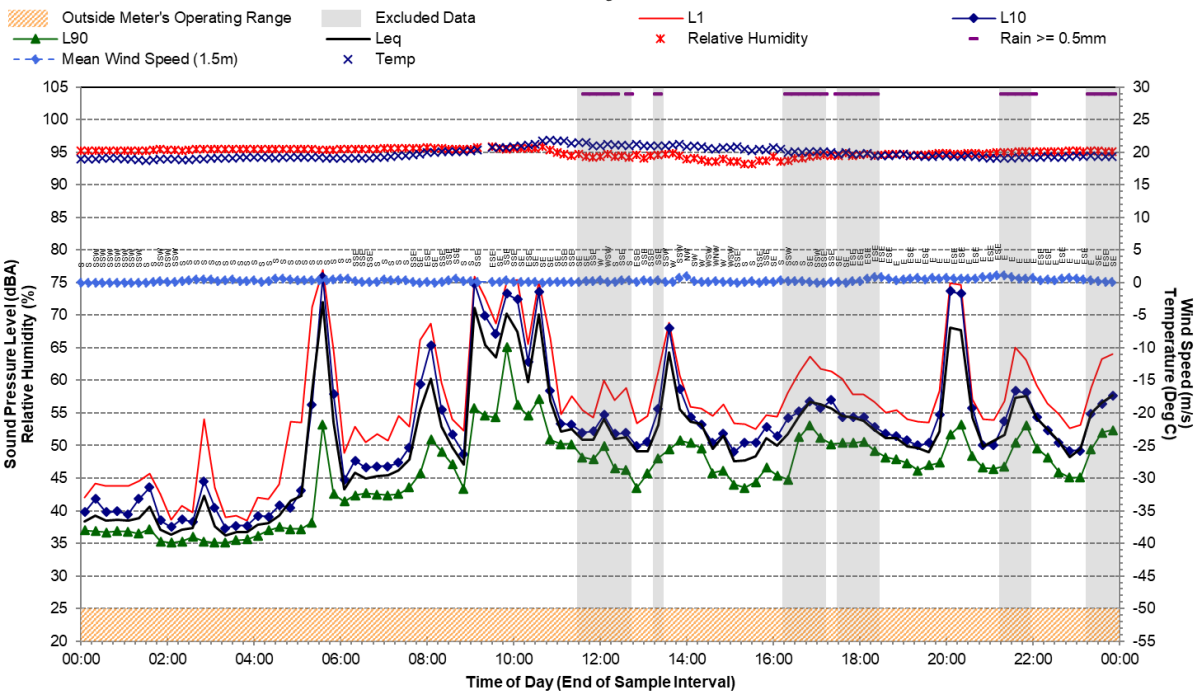
Statistical Ambient Noise Levels Location J - Saturday, 19 December 2020



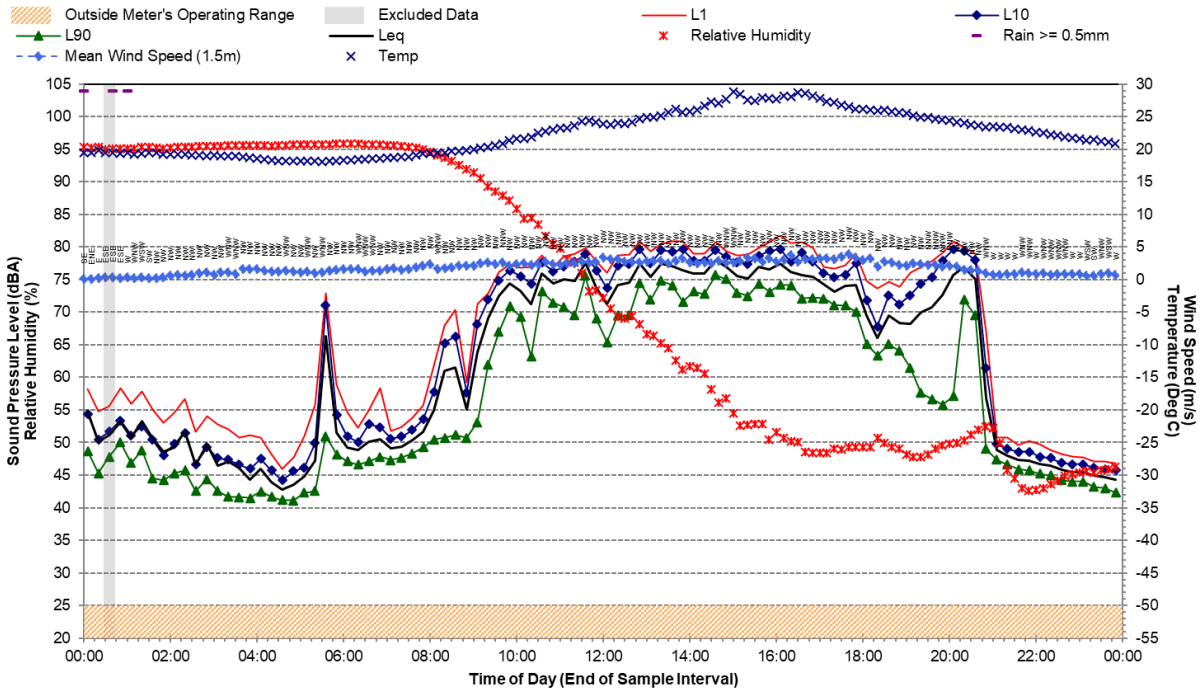
Statistical Ambient Noise Levels Location J - Sunday, 20 December 2020



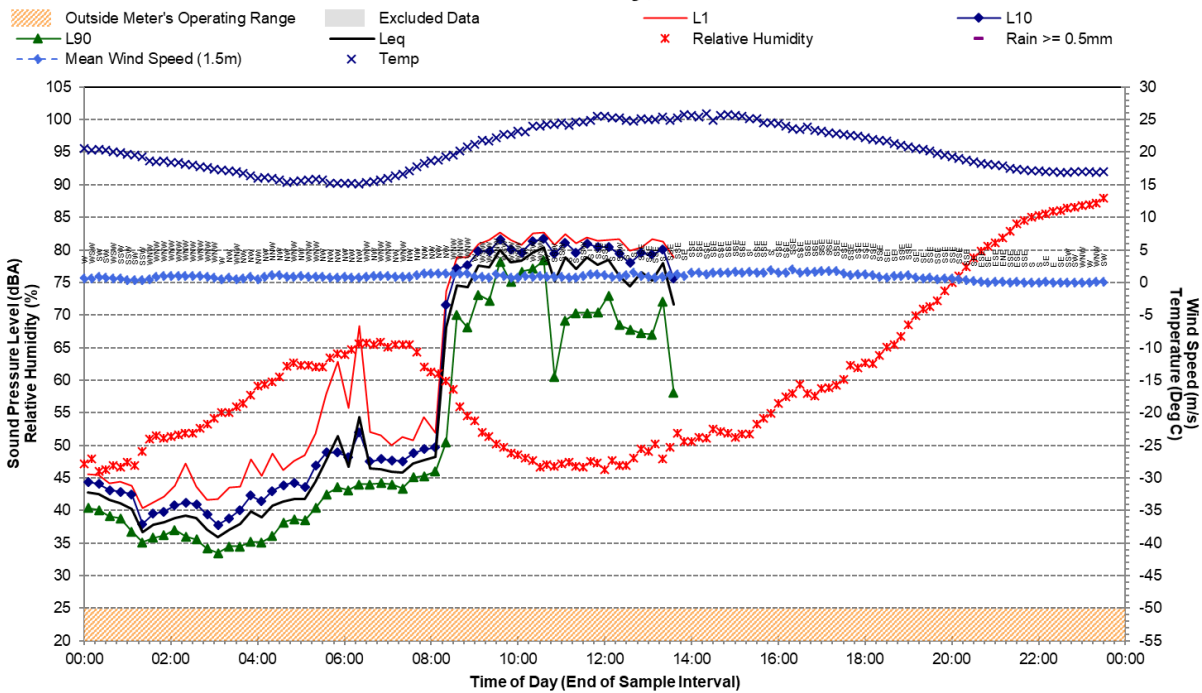
Statistical Ambient Noise Levels Location J - Monday, 21 December 2020



Statistical Ambient Noise Levels Location J - Tuesday, 22 December 2020



Statistical Ambient Noise Levels Location J - Wednesday, 23 December 2020



ASIA PACIFIC OFFICES

BRISBANE

Level 2, 15 Astor Terrace
Spring Hill QLD 4000
Australia
T: +61 7 3858 4800
F: +61 7 3858 4801

CANBERRA

GPO 410
Canberra ACT 2600
Australia
T: +61 2 6287 0800
F: +61 2 9427 8200

DARWIN

Unit 5, 21 Parap Road
Parap NT 0820
Australia
T: +61 8 8998 0100
F: +61 8 9370 0101

GOLD COAST

Level 2, 194 Varsity Parade
Varsity Lakes QLD 4227
Australia
M: +61 438 763 516

MACKAY

21 River Street
Mackay QLD 4740
Australia
T: +61 7 3181 3300

MELBOURNE

Level 11, 176 Wellington Parade
East Melbourne VIC 3002
Australia
T: +61 3 9249 9400
F: +61 3 9249 9499

NEWCASTLE

10 Kings Road
New Lambton NSW 2305
Australia
T: +61 2 4037 3200
F: +61 2 4037 3201

PERTH

Ground Floor, 503 Murray Street
Perth WA 6000
Australia
T: +61 8 9422 5900
F: +61 8 9422 5901

SYDNEY

Tenancy 202 Submarine School
Sub Base Platypus
120 High Street
North Sydney NSW 2060
Australia
T: +61 2 9427 8100
F: +61 2 9427 8200

TOWNSVILLE

12 Cannan Street
South Townsville QLD 4810
Australia
T: +61 7 4722 8000
F: +61 7 4722 8001

WOLLONGONG

Level 1, The Central Building
UoW Innovation Campus
North Wollongong NSW 2500
Australia
T: +61 2 4249 1000

AUCKLAND

68 Beach Road
Auckland 1010
New Zealand
T: 0800 757 695

NELSON

6/A Cambridge Street
Richmond, Nelson 7020
New Zealand
T: +64 274 898 628